

SC Annual School Report Card Summary

McDonald Green Elementary
Lancaster County School District
Grades: K-5 Enrollment: 479
Principal: Latrice "Michelle" Crosby
Superintendent: Richard E. Moore
Board Chair: Robert Parker

PERFORMANCE

Comprehensive detail, including definitions of ratings, performance criteria, and explanations of status, is available on www.ed.sc.gov and www.eoc.sc.gov as well as school and school district websites. Printed versions are available from school districts upon request.

YEAR	ABSOLUTE RATING	GROWTH RATING	PALMETTO GOLD AND SILVER AWARD		ESEA/FEDERAL ACCOUNTABILITY RATING SYSTEM	
			General Performance	Closing the Gap	ESEA Grade	Accountability Indicator
2012	Excellent	Excellent	TBD	TBD	A	Reward
2011	Excellent	Good	Gold	N/A	Met	N/A
2010	Good	Good	Silver	Silver	Met	N/A

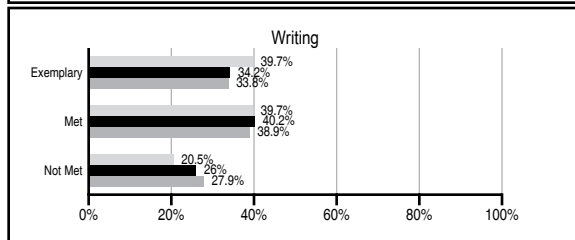
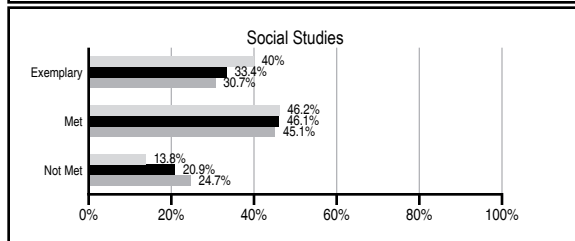
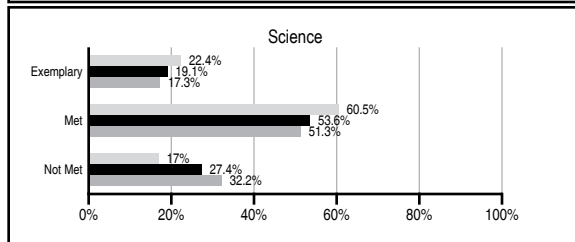
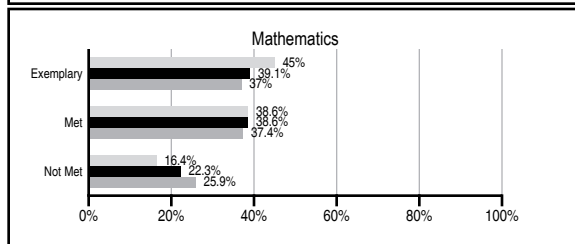
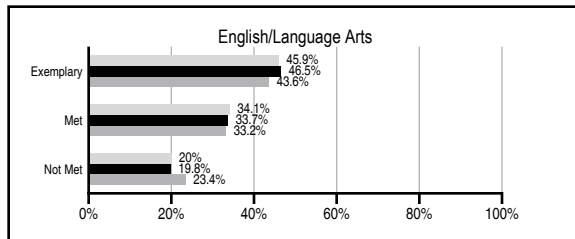
ABSOLUTE RATINGS OF ELEMENTARY SCHOOLS WITH STUDENTS LIKE OURS*

EXCELLENT	GOOD	AVERAGE	BELOW AVERAGE	AT-RISK
30	42	31	1	0

* Ratings are calculated with data available by 11/07/2012. Schools with Students Like Ours are Elementary Schools with Poverty Indices of no more than 5% above or below the index for this school.

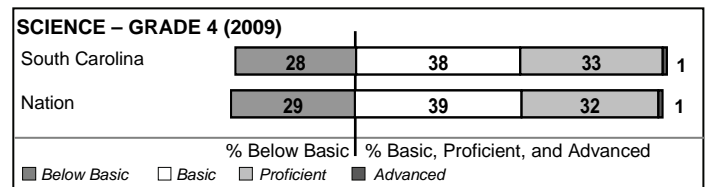

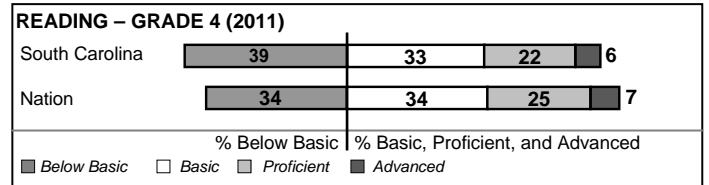
PASS PERFORMANCE

Our School Elementary Schools with Students Like Ours Elementary schools statewide



NAEP PERFORMANCE*

* Performance reported for SC and nation, data not available at school level. Percentages at NAEP Achievement Levels.



SC PERFORMANCE VISION

By 2020 all students will graduate with the knowledge and skills necessary to compete successfully in the global economy, participate in a democratic society and contribute positively as members of families and communities.

Abbreviations Key

N/A Not Applicable N/AV Not Available N/C Not Collected N/R Not Reported I/S Insufficient Sample TBD To be determined

McDonald Green Elementary [Lancaster County School District]

SCHOOL PROFILE

	Our School	Change from Last Year	Elementary Schools with Students Like Ours	Median Elementary School
Students (n=479)				
Retention rate	0.6%	Down from 1.2%	1.1%	1.0%
Attendance rate	96.8%	Up from 96.2%	96.5%	96.6%
Served by gifted and talented program	N/AV	N/AV	N/AV	N/AV
With disabilities other than speech	N/AV	N/AV	N/AV	N/AV
Older than usual for grade	N/AV	N/AV	N/AV	N/AV
Out-of-school suspensions or expulsions for violent and/or criminal offenses	0.0%	Down from 0.2%	0.0%	0.0%
Teachers (n=27)				
Teachers with advanced degrees	63.0%	Down from 64.3%	61.9%	63.0%
Continuing contract teachers	N/AV	N/AV	N/AV	N/AV
Teachers returning from previous year	94.0%	Down from 94.3%	89.0%	88.7%
Teacher attendance rate	94.4%	Up from 94.3%	95.1%	95.1%
Average teacher salary*	\$48,257	Down 1.1%	\$47,380	\$47,210
Classes not taught by highly qualified teachers	0.0%	No Change	0.0%	0.0%
Professional development days/teacher	12.4 days	Down from 13.0 days	11.3 days	10.5 days
School				
Principal's years at school	6.0	Up from 5.0	5.0	4.0
Student-teacher ratio in core subjects	23.8 to 1	Down from 25.1 to 1	20.1 to 1	20.0 to 1
Prime instructional time	90.3%	Up from 89.2%	90.3%	90.5%
Opportunities in the arts	Good	No Change	Good	Good
SACS accreditation	Yes	No Change	Yes	Yes
Parents attending conferences	98.9%	Down from 100.0%	100.0%	100.0%
Character development program	Excellent	No Change	Excellent	Excellent
Dollars spent per pupil**	\$5,942	Down 12.5%	\$6,782	\$7,247
Percent of expenditures for instruction**	72.0%	Down from 72.7%	68.3%	68.2%
Percent of expenditures for teacher salaries**	70.3%	Up from 69.3%	66.3%	65.7%
ESEA composite index score	98.8	N/A	92.9	91.9

* Length of contract = 185+ days.

** Prior year audited financial data available.

EVALUATION RESULTS

	Teachers	Students*	Parents*
Number of surveys returned	22	77	69
Percent satisfied with learning environment	100.0%	97.4%	94.0%
Percent satisfied with social and physical environment	100.0%	100.0%	98.5%
Percent satisfied with school-home relations	100.0%	97.4%	97.1%

*Only students at the highest elementary school grade level at this school and their parents were included.

REPORT OF PRINCIPAL AND SCHOOL IMPROVEMENT COUNCIL

McDonald Green Elementary, a rural community school, is truly a place where children grow and learn in a safe, nurturing environment that is guided and supported by caring and talented staff members. McDonald Green Elementary collaborates with all stakeholders to ensure students are successful daily. All McDonald Green certified staff members were recipients of Donors Choose, J. Marion Sims Foundation, or Partners For Youth grants. McDonald Green Elementary prides itself in meeting AYP and receiving the Palmetto Gold Award for making academic gains on PASS 2011. We contribute our successes to our kindergarten through second grade teacher laying a great foundation for our students, as well as our third through fifth grade teachers building upon the solid foundation in place and encouraging students to continue striving for academic excellence. This collaboration helps ensure that all children are successful.

At McDonald Green, we understand the importance of technology in the classroom. We have Smart Boards in all classrooms to enhance learning. Teachers also have access to Smart Document Cameras to better assist the students. In addition, we have a computer lab that provides our students with the opportunities to use computer based programs such as Study Island and other computer based programs to strengthen our instructional programs.

By using the technology, and research based instructional strategies, McDonald Green Elementary has allowed the students to be actively engaged in their learning. McDonald Green Elementary continues to use fiction and nonfictional literature, the Arts through differentiated instruction, and in-school field trips such as gem mining, animal dissection and the Living Museum to increase the school's core curriculum. McDonald Green Elementary was also recognized as an Arts and Basic Curriculum School Site.

Our dragonfly team believes in "Putting Children First," and understands that all stakeholders, parents, teacher, students, and the administrative team must continue to work together to achieve academic excellence for all children. Therefore, McDonald Green continues to produce "High Flying Dragonflies." The school continues to represents an atmosphere that's conducive to learning and offers each child the opportunity for a well rounded elementary educational experience.

Michelle Crosby, Principal
LaDonna Smith, SIC Chair

Comprehensive detail, including definitions of ratings, performance criteria, and explanations of status, is available on www.ed.sc.gov and www.eoc.sc.gov as well as school and school district websites.

Printed versions are available from school districts upon request.

Abbreviations Key

N/A Not Applicable N/AV Not Available N/C Not Collected N/R Not Reported I/S Insufficient Sample TBD To be determined

NI Newly Identified CSI Continuing School Improvement CA Corrective Action RP Plan to Restructure R Restructure DELAY School Improvement Status HOLD School Improvement Status