



SC Annual School Report Card Summary

Kershaw Elementary School
Lancaster County School District
Grades: K-5 **Enrollment: 432**
Principal: Dr. Annette G. Melton
Superintendent: Richard E. Moore
Board Chair: Robert Parker

PERFORMANCE

Comprehensive detail, including definitions of ratings, performance criteria, and explanations of status, is available on www.ed.sc.gov and www.eoc.sc.gov as well as school and school district websites. Printed versions are available from school districts upon request.

YEAR	ABSOLUTE RATING	GROWTH RATING	PALMETTO GOLD AND SILVER AWARD		ESEA/FEDERAL ACCOUNTABILITY RATING SYSTEM	
			General Performance	Closing the Gap	ESEA Grade	Accountability Indicator
2012	Average	Average	TBD	TBD	B	N/A
2011	Average	Average	Silver	N/A	Not Met	N/A
2010	Average	Average	N/A	N/A	Met	N/A

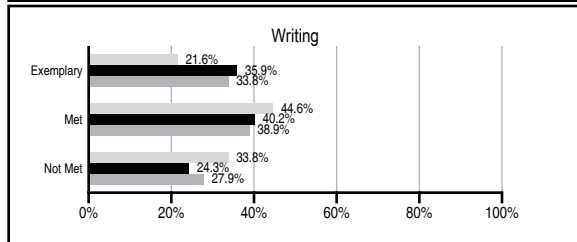
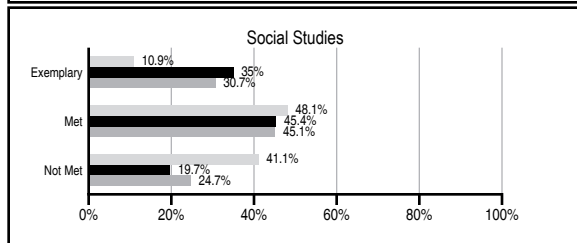
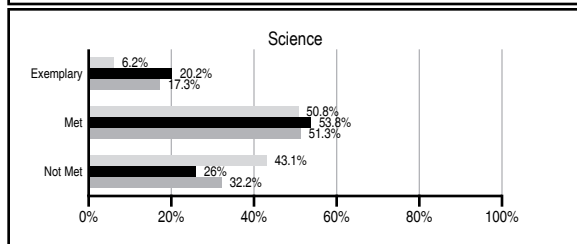
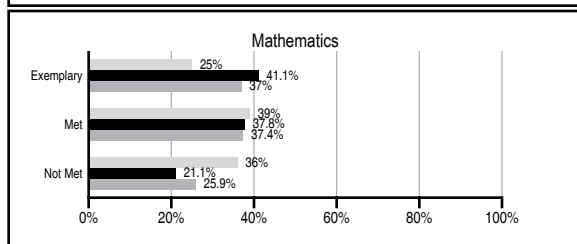
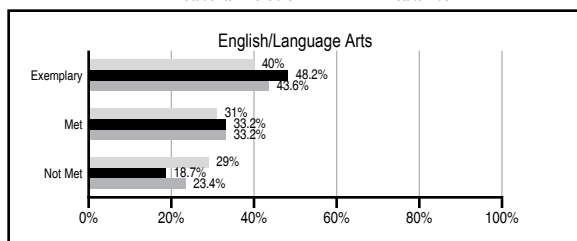
ABSOLUTE RATINGS OF ELEMENTARY SCHOOLS WITH STUDENTS LIKE OURS*

EXCELLENT	GOOD	AVERAGE	BELOW AVERAGE	AT-RISK
36	43	25	0	0

* Ratings are calculated with data available by 11/07/2012. Schools with Students Like Ours are Elementary Schools with Poverty Indices of no more than 5% above or below the index for this school.



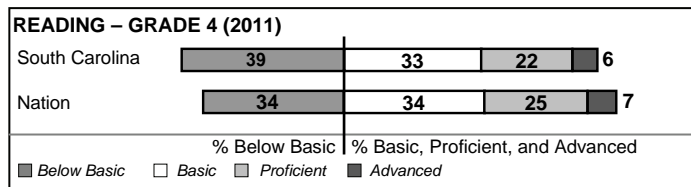
PASS PERFORMANCE

Our School Elementary Schools with Students Like Ours Elementary schools statewide



NAEP PERFORMANCE*

* Performance reported for SC and nation, data not available at school level. Percentages at NAEP Achievement Levels.



SC PERFORMANCE VISION

By 2020 all students will graduate with the knowledge and skills necessary to compete successfully in the global economy, participate in a democratic society and contribute positively as members of families and communities.

Abbreviations Key

N/A Not Applicable N/AV Not Available N/C Not Collected N/R Not Reported I/S Insufficient Sample TBD To be determined

Kershaw Elementary School [Lancaster County School District]

SCHOOL PROFILE

	Our School	Change from Last Year	Elementary Schools with Students Like Ours	Median Elementary School
Students (n=432)				
Retention rate	0.7%	Down from 1.5%	0.9%	1.0%
Attendance rate	96.9%	Up from 96.2%	96.5%	96.6%
Served by gifted and talented program	N/AV	N/AV	N/AV	N/AV
With disabilities other than speech	N/AV	N/AV	N/AV	N/AV
Older than usual for grade	N/AV	N/AV	N/AV	N/AV
Out-of-school suspensions or expulsions for violent and/or criminal offenses	0.0%	No Change	0.0%	0.0%
Teachers (n=25)				
Teachers with advanced degrees	72.0%	Up from 71.4%	62.4%	63.0%
Continuing contract teachers	N/AV	N/AV	N/AV	N/AV
Teachers returning from previous year	88.7%	Up from 87.9%	89.8%	88.7%
Teacher attendance rate	94.4%	Down from 94.9%	95.3%	95.1%
Average teacher salary*	\$50,766	Up 3.5%	\$47,827	\$47,210
Classes not taught by highly qualified teachers	0.0%	No Change	0.0%	0.0%
Professional development days/teacher	13.4 days	Up from 11.1 days	11.1 days	10.5 days
School				
Principal's years at school	2.0	Up from 1.0	5.0	4.0
Student-teacher ratio in core subjects	8.0 to 1	Down from 20.7 to 1	20.3 to 1	20.0 to 1
Prime instructional time	88.7%	Up from 88.6%	90.3%	90.5%
Opportunities in the arts	Good	No Change	Good	Good
SACS accreditation	Yes	No Change	Yes	Yes
Parents attending conferences	99.3%	Up from 97.7%	100.0%	100.0%
Character development program	Excellent	No Change	Excellent	Excellent
Dollars spent per pupil**	\$6,405	Down 9.7%	\$6,711	\$7,247
Percent of expenditures for instruction**	71.0%	Down from 71.9%	68.8%	68.2%
Percent of expenditures for teacher salaries**	70.0%	Up from 67.8%	66.4%	65.7%
ESEA composite index score	82.7	N/A	93.7	91.9

* Length of contract = 185+ days.

** Prior year audited financial data available.

EVALUATION RESULTS

	Teachers	Students*	Parents*
Number of surveys returned	27	69	57
Percent satisfied with learning environment	73.1%	85.3%	85.7%
Percent satisfied with social and physical environment	73.1%	75.0%	78.6%
Percent satisfied with school-home relations	77.8%	86.8%	76.8%

*Only students at the highest elementary school grade level at this school and their parents were included.

REPORT OF PRINCIPAL AND SCHOOL IMPROVEMENT COUNCIL

During the 2011-2012 year, Kershaw Elementary built on the initiatives of the past two years. We continued our focus on assessing student performance, analyzing data, evaluating instruction and the effective use of technology and resources to enhance student achievement. Family engagement and collaboration with the community remained a top priority. We celebrated successes throughout the year. And, we extended our school-wide theme "Sailing to Success...Around the World in 180 Days" to include ports across the globe.

Through the Professional Teaching and Learning Cycle, teachers met weekly to review student work, analyze data, plan instruction, and to study the newly developed Common Core State Standards. Dominie testing for kindergarten through fifth grade and the implementation of the 100 Book Challenge for kindergarten, first and second grades increased the use of leveled texts and enhanced our ability to meet individual student needs. In addition, several on-line programs allowed students to have access, at home and school, to reading and math skills on their individual levels to support classroom instruction and learning. The afterschool programs provided additional learning opportunities for numerous students.

The support of our families and the community is crucial to our success. Parents showed support by attending Family Nights and PTO/SIC meetings, signing reading logs daily, communicating with teachers and volunteering. In addition, community members participated in our career fair, sponsored Backpack Buddies, provided vision screenings and donated funds for field trips.

Celebrations played a significant role in our school year. Students were recognized daily for making good choices. Each six weeks honor roll events were held and students who met reading goals attended fun activities. We also had numerous visitors for all students including a local author, Sir Purr, and representatives from Winthrop University and Wingate University. Kershaw Elementary received the Palmetto Silver Award from the South Carolina Department of Education based on PASS scores and the growth index for the past three years.

Our theme, "Sailing to Success...Around the World in 180 Days," extended our learning to include other countries and cultures. Social studies, science, math and language arts standards were embedded in activities throughout the year. We are looking forward to the 2012-2013 year with our new emphasis on "United We Stand, United We Learn". This will serve as the foundation for integrated activities that focus on United States history, government and geography.

Tracie Snipes, SIC Chair
Melton, Principal

Annette

Comprehensive detail, including definitions of ratings, performance criteria, and explanations of status, is available on www.ed.sc.gov and www.eoc.sc.gov as well as school and school district websites.

Printed versions are available from school districts upon request.

Abbreviations Key

N/A Not Applicable N/AV Not Available N/C Not Collected N/R Not Reported I/S Insufficient Sample TBD To be determined

NI Newly Identified CSI Continuing School Improvement CA Corrective Action RP Plan to Restructure R Restructure DELAY School Improvement Status HOLD School Improvement Status