



SC Annual School Report Card Summary

Clinton Elementary School
Lancaster County School District
Grades: PK-5 Enrollment: 392
Principal: Rachel Ray
Superintendent: Richard E. Moore
Board Chair: Robert Parker

PERFORMANCE

Comprehensive detail, including definitions of ratings, performance criteria, and explanations of status, is available on www.ed.sc.gov and www.eoc.sc.gov as well as school and school district websites. Printed versions are available from school districts upon request.

YEAR	ABSOLUTE RATING	GROWTH RATING	PALMETTO GOLD AND SILVER AWARD		ESEA/FEDERAL ACCOUNTABILITY RATING SYSTEM	
			General Performance	Closing the Gap	ESEA Grade	Accountability Indicator
2012	Below Average	Average	TBD	TBD	F	Focus
2011	Below Average	Average	N/A	N/A	Not Met	RP
2010	Below Average	Below Average	N/A	N/A	Not Met	CA

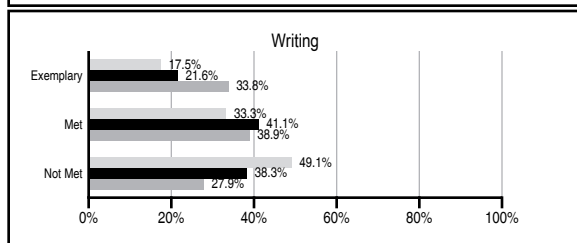
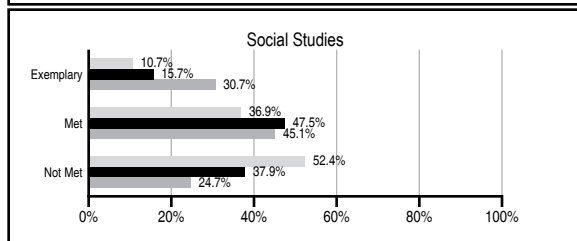
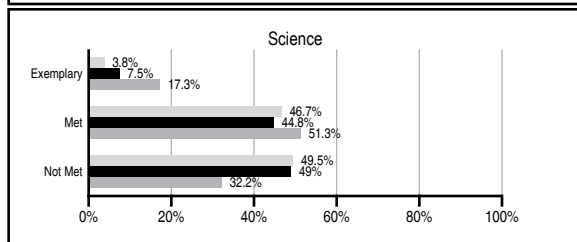
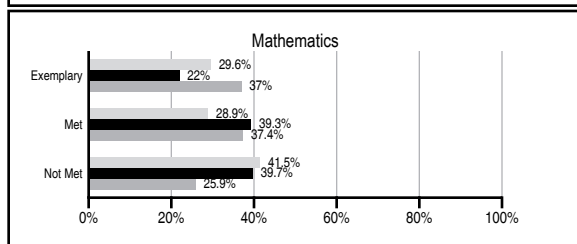
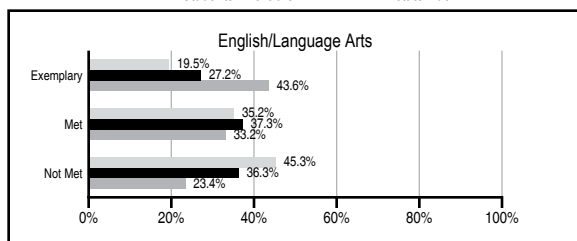
ABSOLUTE RATINGS OF ELEMENTARY SCHOOLS WITH STUDENTS LIKE OURS*

EXCELLENT	GOOD	AVERAGE	BELOW AVERAGE	AT-RISK
2	10	83	47	19

* Ratings are calculated with data available by 11/07/2012. Schools with Students Like Ours are Elementary Schools with Poverty Indices of no more than 5% above or below the index for this school.

PASS PERFORMANCE

Our School Elementary Schools with Students Like Ours Elementary schools statewide



NAEP PERFORMANCE*

* Performance reported for SC and nation, data not available at school level. Percentages at NAEP Achievement Levels.



SC PERFORMANCE VISION

By 2020 all students will graduate with the knowledge and skills necessary to compete successfully in the global economy, participate in a democratic society and contribute positively as members of families and communities.

Abbreviations Key

N/A Not Applicable N/AV Not Available N/C Not Collected N/R Not Reported I/S Insufficient Sample TBD To be determined

Clinton Elementary School [Lancaster County School District]

SCHOOL PROFILE

	Our School	Change from Last Year	Elementary Schools with Students Like Ours	Median Elementary School
Students (n=392)				
Retention rate	1.1%	Down from 1.8%	1.3%	1.0%
Attendance rate	95.3%	Up from 95.2%	96.3%	96.6%
Served by gifted and talented program	N/AV	N/AV	N/AV	N/AV
With disabilities other than speech	N/AV	N/AV	N/AV	N/AV
Older than usual for grade	N/AV	N/AV	N/AV	N/AV
Out-of-school suspensions or expulsions for violent and/or criminal offenses	0.0%	No Change	0.0%	0.0%
Teachers (n=29)				
Teachers with advanced degrees	65.5%	Up from 63.3%	62.5%	63.0%
Continuing contract teachers	N/AV	N/AV	N/AV	N/AV
Teachers returning from previous year	85.6%	Up from 83.2%	85.4%	88.7%
Teacher attendance rate	94.0%	Up from 92.3%	95.4%	95.1%
Average teacher salary*	\$42,304	Down 3.9%	\$45,018	\$47,210
Classes not taught by highly qualified teachers	9.0%	Up from 3.4%	0.0%	0.0%
Professional development days/teacher	25.0 days	Up from 14.7 days	9.7 days	10.5 days
School				
Principal's years at school	6.0	No Change	4.0	4.0
Student-teacher ratio in core subjects	17.5 to 1	Up from 17.2 to 1	18.0 to 1	20.0 to 1
Prime instructional time	86.4%	Up from 82.9%	90.7%	90.5%
Opportunities in the arts	Good	No Change	Good	Good
SACS accreditation	Yes	No Change	Yes	Yes
Parents attending conferences	98.3%	Down from 100.0%	100.0%	100.0%
Character development program	Excellent	No Change	Excellent	Excellent
Dollars spent per pupil**	\$7,678	Down 13.1%	\$8,384	\$7,247
Percent of expenditures for instruction**	68.1%	Down from 71.5%	66.1%	68.2%
Percent of expenditures for teacher salaries**	66.3%	Down from 66.6%	62.9%	65.7%
ESEA composite index score	54.4	N/A	83.3	91.9

* Length of contract = 185+ days.

** Prior year audited financial data available.

EVALUATION RESULTS

	Teachers	Students*	Parents*
Number of surveys returned	24	44	28
Percent satisfied with learning environment	100.0%	97.7%	92.6%
Percent satisfied with social and physical environment	100.0%	95.5%	88.0%
Percent satisfied with school-home relations	95.8%	93.2%	70.4%

*Only students at the highest elementary school grade level at this school and their parents were included.

REPORT OF PRINCIPAL AND SCHOOL IMPROVEMENT COUNCIL

Clinton Elementary prides itself on fostering an environment that promotes the students' confidence in themselves as scholars and emphasizes their importance as viable members of the community. We are committed to providing every student with a quality education that meets the needs of each individual. We are dedicated to working cooperatively with parents and community members to provide the best education possible for our students.

Our initiative for the 2010-2011 school year was to continue to increase the amount of independent reading accomplished by our students. Through extensive, on-going professional development and by using a rigorous curriculum our school made gains in historical underachieving groups in all subject areas. Our teachers implemented innovative teaching strategies in the classroom that are closely aligned with the Common Core Standards to increase the achievement of our students in the area of reading and math.

The high rate of success manifested by our students has earned us local, state, and national recognition. Clinton Elementary has been recognized as one of the top fifteen schools in the US by the American Reading Company. Clinton was named as one of the top three finalists for the Dick and Tunky Riley WhatWorksSC Award for Excellence presented by the Riley Institute at Furman and South Carolina Future Minds, in conjunction with the South Carolina State Board of Education and the South Carolina Chamber of Commerce. The staff of Clinton was also recognized for their hard work and dedication to conducting professional learning communities. Learning Forward and Corwin Press announced Clinton Elementary as the winner of the Shirley Hord Learning Team Award during the annual summer conference in Indianapolis.

We are proud of the continuing accomplishments of our students and staff. These achievements are direct results of the dedication our staff, the hard work of the students, and the support of parents and community. Our responsibility for educating our children is to work together as a team – the school, parents, family members and students. We all need to make our best efforts individually and as a group to support our students, believe in their ability and potential, and create conditions for their success.

Rachel Ray, Principal
Calita Taylor, SIC Chairperson

Comprehensive detail, including definitions of ratings, performance criteria, and explanations of status, is available on www.ed.sc.gov and www.eoc.sc.gov as well as school and school district websites.

Printed versions are available from school districts upon request.

Abbreviations Key

N/A Not Applicable N/AV Not Available N/C Not Collected N/R Not Reported I/S Insufficient Sample TBD To be determined

NI Newly Identified CSI Continuing School Improvement CA Corrective Action RP Plan to Restructure R Restructure DELAY School Improvement Status HOLD School Improvement Status