



SC Annual School Report Card Summary

North Elementary School
Lancaster County School District
Grades: K-5 Enrollment: 697
Principal: Dr. Linda L. Blackwell
Superintendent: Richard E. Moore
Board Chair: Robert Parker

PERFORMANCE

Comprehensive detail, including definitions of ratings, performance criteria, and explanations of status, is available on www.ed.sc.gov and www.eoc.sc.gov as well as school and school district websites. Printed versions are available from school districts upon request.

YEAR	ABSOLUTE RATING	GROWTH RATING	PALMETTO GOLD AND SILVER AWARD		ESEA/FEDERAL ACCOUNTABILITY RATING SYSTEM	
			General Performance	Closing the Gap	ESEA Grade	Accountability Indicator
2012	Excellent	Good	TBD	TBD	A	Reward
2011	Good	Average	Silver	N/A	Not Met	N/A
2010	Good	Average	N/A	N/A	Met	N/A

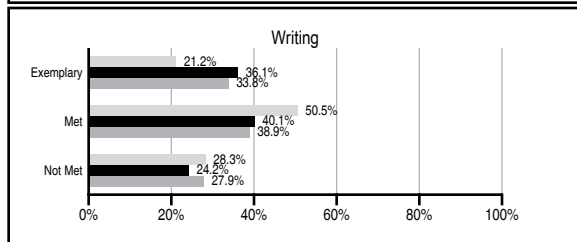
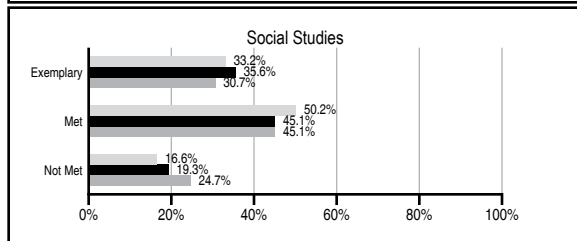
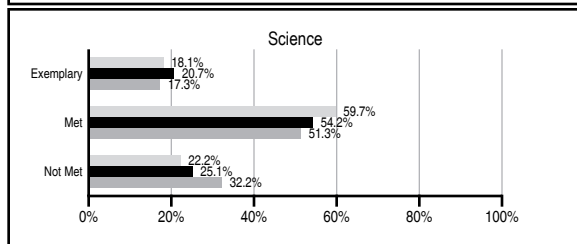
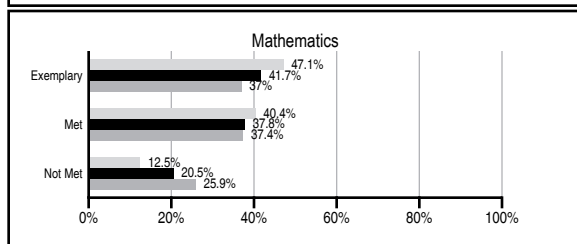
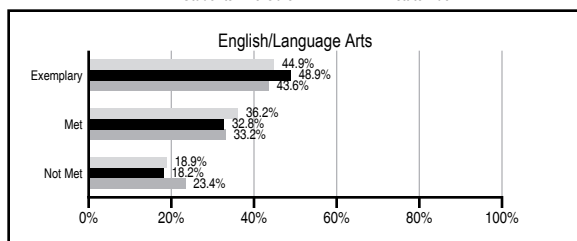
ABSOLUTE RATINGS OF ELEMENTARY SCHOOLS WITH STUDENTS LIKE OURS*

EXCELLENT	GOOD	AVERAGE	BELOW AVERAGE	AT-RISK
42	37	25	0	0

* Ratings are calculated with data available by 11/07/2012. Schools with Students Like Ours are Elementary Schools with Poverty Indices of no more than 5% above or below the index for this school.

PASS PERFORMANCE

Our School Elementary Schools with Students Like Ours Elementary schools statewide



NAEP PERFORMANCE*

* Performance reported for SC and nation, data not available at school level. Percentages at NAEP Achievement Levels.



SC PERFORMANCE VISION

By 2020 all students will graduate with the knowledge and skills necessary to compete successfully in the global economy, participate in a democratic society and contribute positively as members of families and communities.

Abbreviations Key

N/A Not Applicable N/AV Not Available N/C Not Collected N/R Not Reported I/S Insufficient Sample TBD To be determined

North Elementary School [Lancaster County School District]

SCHOOL PROFILE

	Our School	Change from Last Year	Elementary Schools with Students Like Ours	Median Elementary School
Students (n=697)				
Retention rate	0.0%	Down from 0.7%	0.9%	1.0%
Attendance rate	96.6%	Up from 96.5%	96.6%	96.6%
Served by gifted and talented program	N/AV	N/AV	N/AV	N/AV
With disabilities other than speech	N/AV	N/AV	N/AV	N/AV
Older than usual for grade	N/AV	N/AV	N/AV	N/AV
Out-of-school suspensions or expulsions for violent and/or criminal offenses	0.0%	No Change	0.0%	0.0%
Teachers (n=41)				
Teachers with advanced degrees	68.3%	Up from 65.9%	63.6%	63.0%
Continuing contract teachers	N/AV	N/AV	N/AV	N/AV
Teachers returning from previous year	84.3%	Up from 83.6%	89.4%	88.7%
Teacher attendance rate	95.7%	Up from 93.8%	95.2%	95.1%
Average teacher salary*	\$44,960	Up 1.5%	\$48,224	\$47,210
Classes not taught by highly qualified teachers	0.0%	No Change	0.0%	0.0%
Professional development days/teacher	10.2 days	Down from 11.7 days	11.4 days	10.5 days
School				
Principal's years at school	13.0	Up from 12.0	5.0	4.0
Student-teacher ratio in core subjects	19.9 to 1	Down from 21.4 to 1	20.2 to 1	20.0 to 1
Prime instructional time	91.5%	Up from 89.4%	90.3%	90.5%
Opportunities in the arts	Good	No Change	Good	Good
SACS accreditation	Yes	No Change	Yes	Yes
Parents attending conferences	99.1%	Down from 100.0%	100.0%	100.0%
Character development program	Excellent	No Change	Excellent	Excellent
Dollars spent per pupil**	\$5,851	Down 8.6%	\$6,803	\$7,247
Percent of expenditures for instruction**	72.7%	Down from 74.1%	68.0%	68.2%
Percent of expenditures for teacher salaries**	71.2%	Up from 70.6%	66.3%	65.7%
ESEA composite index score	98.6	N/A	94.0	91.9

* Length of contract = 185+ days.

** Prior year audited financial data available.

EVALUATION RESULTS

	Teachers	Students*	Parents*
Number of surveys returned	28	101	59
Percent satisfied with learning environment	96.3%	88.1%	94.8%
Percent satisfied with social and physical environment	100.0%	88.9%	94.7%
Percent satisfied with school-home relations	92.6%	87.9%	91.5%

*Only students at the highest elementary school grade level at this school and their parents were included.

REPORT OF PRINCIPAL AND SCHOOL IMPROVEMENT COUNCIL

North Elementary was "All Aboard" for learning this year. Our balanced literacy program focused on reading just right books to support student growth based on individual needs. The 100 Book Challenge program was implemented in kindergarten through fifth grade. The books traveled between home and school daily to help improve reading skills for all of our students. North Elementary was recognized as a National Honor Roll School by the American Reading Company for having our children meet their individual reading targets. We continued our single gender classes for our fourth and fifth grade students. These classes allowed us to teach the same standards to our boys and girls while developing leadership skills and academic confidence. Our math program, MPASS, was utilized to differentiate math instruction based on student needs, and our whole school writing program continued to grow as well.

Our Professional Learning Teams focused on the Common Core State Standards to prepare our teachers and students for full implementation in 2014-2015. These new standards are designed to be rigorous and relevant to the real world so our students will be prepared for their future. The professional development to support our implementation centered on curriculum, instruction and assessment.

Students in each grade level were able to enjoy curriculum-based field trips that enhanced learning and provided an opportunity for them to bond with their classmates and make lasting memories. Our fifth grade students attended Camp Thunderbird and learned about teamwork through group dynamics activities, compass exploration, and canoeing. Our third grade learned about our state history by visiting Fort Sumter and enjoying a horse and carriage ride while in Charleston. The fourth graders annual trip to Myrtle Beach allowed students to sink their toes in the sand. Our second graders enjoyed the Riverbanks Zoo and our first graders went to Cotton Hills Farm. Our kindergarten and exceptional students enjoyed a trip to Aw Shucks and kindergarten also traveled to McLeod's Farm. Our exceptional students enjoyed leading the school-wide recycling initiative and took local field trips to learn about our community.

Our current programs, Professional Learning Teams, and field learning experiences support the learning that is evident through our PASS scores. The 5th grade writing scores increased to 84.5% of our students scoring met or exemplary. Our 3rd graders were at 81.3% met or exemplary in ELA and our 4th graders were at 83.2% met or exemplary in mathematics. Because of our PASS scores, North was recognized as a South Carolina Palmetto Silver Award school in the area of general performance for the 2011-2012 school year.

Our mission at North Elementary is to equip all students to be responsible, hardworking, life-long learners. We are grateful that all in our school community embraced this mission. Our PTA, SIC, volunteers and mentors have provided continued support for our school. We appreciate their dedication to our students and teachers. We are looking forward to this coming school year as North Elementary continues setting a standard of excellence.

Dr. Linda L. Blackwell, Principal
Ford, SIC Chairman

Ms. Jamekia

Comprehensive detail, including definitions of ratings, performance criteria, and explanations of status, is available on www.ed.sc.gov and www.eoc.sc.gov as well as school and school district websites.

Printed versions are available from school districts upon request.

Abbreviations Key

N/A Not Applicable N/AV Not Available N/C Not Collected N/R Not Reported I/S Insufficient Sample TBD To be determined

NI Newly Identified CSI Continuing School Improvement CA Corrective Action RP Plan to Restructure R Restructure DELAY School Improvement Status HOLD School Improvement Status