



# SC Annual School Report Card Summary

Brooklyn Springs Elementary  
Lancaster County School District  
Grades: PK-5 Enrollment: 444  
Principal: Tonya K. Hunter  
Superintendent: Richard E. Moore  
Board Chair: Robert Parker

## PERFORMANCE

Comprehensive detail, including definitions of ratings, performance criteria, and explanations of status, is available on [www.ed.sc.gov](http://www.ed.sc.gov) and [www.eoc.sc.gov](http://www.eoc.sc.gov) as well as school and school district websites. Printed versions are available from school districts upon request.

YEAR	ABSOLUTE RATING	GROWTH RATING	PALMETTO GOLD AND SILVER AWARD		ESEA/FEDERAL ACCOUNTABILITY RATING SYSTEM	
			General Performance	Closing the Gap	ESEA Grade	Accountability Indicator
2012	Below Average	Below Average	TBD	TBD	D	N/A
2011	Below Average	Average	Silver	N/A	Not Met	N/A
2010	Below Average	Average	N/A	N/A	Not Met	RP

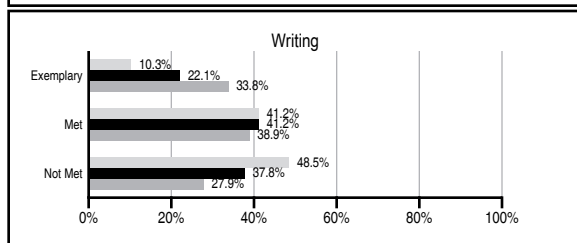
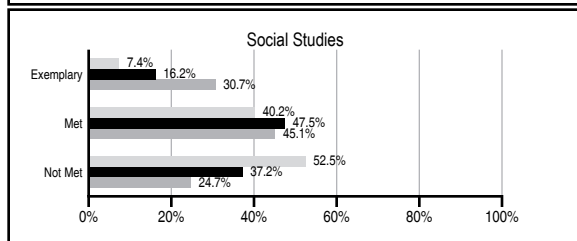
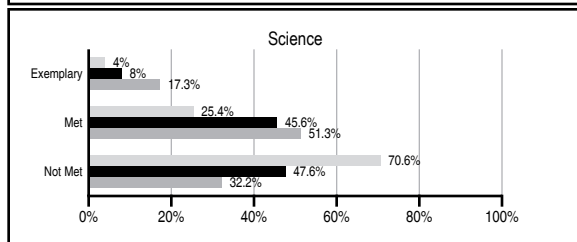
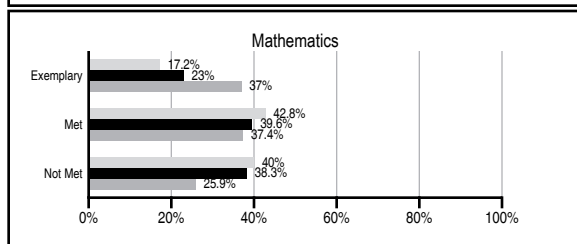
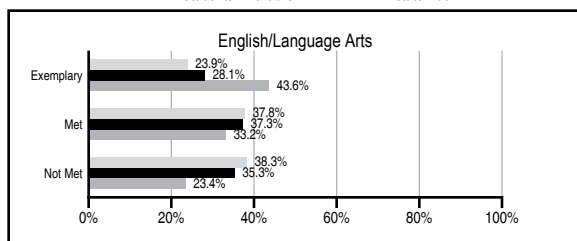
## ABSOLUTE RATINGS OF ELEMENTARY SCHOOLS WITH STUDENTS LIKE OURS\*

EXCELLENT	GOOD	AVERAGE	BELOW AVERAGE	AT-RISK
3	13	107	51	20

\* Ratings are calculated with data available by 11/07/2012. Schools with Students Like Ours are Elementary Schools with Poverty Indices of no more than 5% above or below the index for this school.




## PASS PERFORMANCE

Our School Elementary Schools with Students Like Ours Elementary schools statewide



## NAEP PERFORMANCE\*

\* Performance reported for SC and nation, data not available at school level. Percentages at NAEP Achievement Levels.



## SC PERFORMANCE VISION

By 2020 all students will graduate with the knowledge and skills necessary to compete successfully in the global economy, participate in a democratic society and contribute positively as members of families and communities.

### Abbreviations Key

N/A Not Applicable N/AV Not Available N/C Not Collected N/R Not Reported I/S Insufficient Sample TBD To be determined

# Brooklyn Springs Elementary [Lancaster County School District]

## SCHOOL PROFILE

	Our School	Change from Last Year	Elementary Schools with Students Like Ours	Median Elementary School
<b>Students (n=444)</b>				
Retention rate	0.2%	No Change	1.3%	1.0%
Attendance rate	95.8%	Up from 95.5%	96.3%	96.6%
Served by gifted and talented program	N/AV	N/AV	N/AV	N/AV
With disabilities other than speech	N/AV	N/AV	N/AV	N/AV
Older than usual for grade	N/AV	N/AV	N/AV	N/AV
Out-of-school suspensions or expulsions for violent and/or criminal offenses	0.0%	Down from 6.2%	0.0%	0.0%
<b>Teachers (n=27)</b>				
Teachers with advanced degrees	66.7%	Down from 67.9%	62.5%	63.0%
Continuing contract teachers	N/AV	N/AV	N/AV	N/AV
Teachers returning from previous year	86.8%	Up from 84.0%	85.7%	88.7%
Teacher attendance rate	93.5%	Down from 94.1%	95.1%	95.1%
Average teacher salary*	\$50,703	Up 1.0%	\$45,270	\$47,210
Classes not taught by highly qualified teachers	0.0%	No Change	0.0%	0.0%
Professional development days/teacher	22.8 days	Up from 6.4 days	10.3 days	10.5 days
<b>School</b>				
Principal's years at school	1.0	Down from 6.0	4.0	4.0
Student-teacher ratio in core subjects	23.2 to 1	Up from 17.7 to 1	18.3 to 1	20.0 to 1
Prime instructional time	87.6%	Up from 87.4%	90.5%	90.5%
Opportunities in the arts	Good	No Change	Good	Good
SACS accreditation	Yes	No Change	Yes	Yes
Parents attending conferences	100.0%	Up from 99.5%	100.0%	100.0%
Character development program	Good	Up from Below Average	Excellent	Excellent
Dollars spent per pupil**	\$7,820	Down 11.0%	\$8,169	\$7,247
Percent of expenditures for instruction**	67.9%	Down from 71.9%	66.4%	68.2%
Percent of expenditures for teacher salaries**	65.0%	Down from 70.0%	63.3%	65.7%
ESEA composite index score	66.4	N/A	85.8	91.9

\* Length of contract = 185+ days.

\*\* Prior year audited financial data available.

## EVALUATION RESULTS

	Teachers	Students*	Parents*
Number of surveys returned	21	66	48
Percent satisfied with learning environment	90.5%	93.9%	83.0%
Percent satisfied with social and physical environment	95.2%	89.4%	89.4%
Percent satisfied with school-home relations	66.7%	95.5%	86.7%

\*Only students at the highest elementary school grade level at this school and their parents were included.

## REPORT OF PRINCIPAL AND SCHOOL IMPROVEMENT COUNCIL

Brooklyn Springs Elementary School celebrated a year of reading with our "Reading is a Thrill" theme. Weekly activities, curriculum-based field trips, and everyday instruction centered around this theme. Students and teachers received daily incentives for completing reading goals. The faculty and staff of Brooklyn Springs are indeed a Professional Learning Community. Throughout the school year we have continued to focus on the value of team collaboration among stakeholders and its impact on improving student achievement. Teachers met weekly to discuss and analyze student work. The benefit of this is evident in classroom instruction. Small group and individualized instruction was more often used during delivery of instruction. Teachers focused on individual student needs in differentiating instruction according to how students are performing. A variety of programs are offered to meet the needs of all students. SRA's Open Court Reading program continued to be the foundation of our English Language Arts instruction. In addition to the core program, the 100 Book Challenge, from the American Reading Program is used. It is an instructional system used school-wide that puts individual children and their reading lives at the center of the curriculum. This reading program ensures every student completes 45 minutes of structured independent reading daily in school and 30 minutes of independent reading daily at home. Everyday Math is the foundation of our math instruction. Teachers use a variety of math manipulatives and computer games to supplement the core math program. SMART Boards are used in all classrooms by both teachers and students. Home-School relationships continue to be a priority for us at Brooklyn Springs. Our full-time parent coordinator continues to serve as a liaison between the home and the school. Parents volunteer in a variety of ways during the school day. The SIC and PTO work collaboratively with our school in many ways. PTO fundraisers have provided a wealth of additional classroom resources for teachers. The faculty and students of Brooklyn Springs received several awards and certificates: Seven fifth graders received Presidential Academic Awards; Four fifth graders received Presidential Citizen Awareness Awards; Six fifth graders received the Duke Scholar Award. Several teachers were awarded J. Marion Sims Teacher Pet Grants. Our students, teachers, parents, business partners, and community members continue to enrich our school in many ways as we strive to encourage lifelong learning.

Tonya Hunter, Principal  
Lonnie Plyler, PTO/SIC Chairperson

Comprehensive detail, including definitions of ratings, performance criteria, and explanations of status, is available on [www.ed.sc.gov](http://www.ed.sc.gov) and [www.eoc.sc.gov](http://www.eoc.sc.gov) as well as school and school district websites.

Printed versions are available from school districts upon request.

### Abbreviations Key

N/A Not Applicable N/AV Not Available N/C Not Collected N/R Not Reported I/S Insufficient Sample TBD To be determined  
NI Newly Identified CSI Continuing School Improvement CA Corrective Action RP Plan to Restructure R Restructure DELAY School Improvement Status HOLD School Improvement Status