



SC Annual School Report Card Summary

Wateree Elementary School
Kershaw County School District
Grades: PK-5 **Enrollment: 604**
Principal: Gail Stehle
Superintendent: Frank E. Morgan, Ed.D.
Board Chair: Mara H. Jones

PERFORMANCE

Comprehensive detail, including definitions of ratings, performance criteria, and explanations of status, is available on www.ed.sc.gov and www.eoc.sc.gov as well as school and school district websites. Printed versions are available from school districts upon request.

YEAR	ABSOLUTE RATING	GROWTH RATING	PALMETTO GOLD AND SILVER AWARD		ESEA/FEDERAL ACCOUNTABILITY RATING SYSTEM	
			General Performance	Closing the Gap	ESEA Grade	Accountability Indicator
2012	Good	Average	TBD	TBD	A	N/A
2011	Good	Average	Silver	N/A	Not Met	N/A
2010	Average	Good	Silver	N/A	Met	N/A

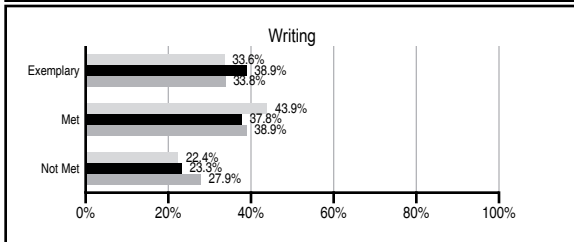
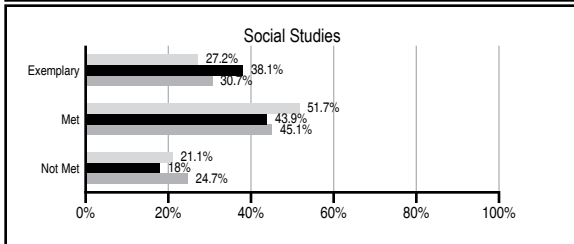
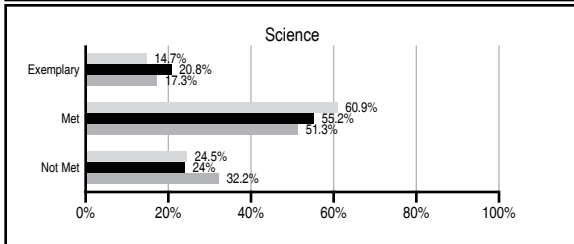
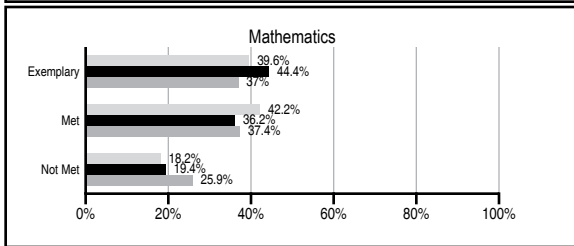
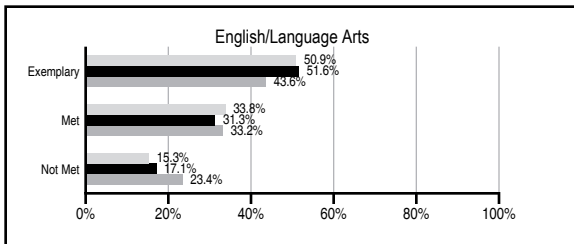
ABSOLUTE RATINGS OF ELEMENTARY SCHOOLS WITH STUDENTS LIKE OURS*

EXCELLENT	GOOD	AVERAGE	BELOW AVERAGE	AT-RISK
42	27	9	1	0

* Ratings are calculated with data available by 11/07/2012. Schools with Students Like Ours are Elementary Schools with Poverty Indices of no more than 5% above or below the index for this school.

PASS PERFORMANCE

Our School
 Elementary Schools with Students Like Ours
 Elementary schools statewide



NAEP PERFORMANCE*

* Performance reported for SC and nation, data not available at school level. Percentages at NAEP Achievement Levels.



SC PERFORMANCE VISION

By 2020 all students will graduate with the knowledge and skills necessary to compete successfully in the global economy, participate in a democratic society and contribute positively as members of families and communities.

Abbreviations Key

N/A Not Applicable N/AV Not Available N/C Not Collected N/R Not Reported I/S Insufficient Sample TBD To be determined

Wateree Elementary School
[Kershaw County School District]

SCHOOL PROFILE

	Our School	Change from Last Year	Elementary Schools with Students Like Ours	Median Elementary School
Students (n=604)				
Retention rate	0.5%	Down from 1.3%	0.9%	1.0%
Attendance rate	96.4%	Up from 95.4%	96.9%	96.6%
Served by gifted and talented program	N/AV	N/AV	N/AV	N/AV
With disabilities other than speech	N/AV	N/AV	N/AV	N/AV
Older than usual for grade	N/AV	N/AV	N/AV	N/AV
Out-of-school suspensions or expulsions for violent and/or criminal offenses	0.0%	No Change	0.0%	0.0%
Teachers (n=33)				
Teachers with advanced degrees	72.7%	Up from 71.0%	63.6%	63.0%
Continuing contract teachers	N/AV	N/AV	N/AV	N/AV
Teachers returning from previous year	85.8%	Down from 88.2%	90.4%	88.7%
Teacher attendance rate	94.8%	Down from 96.8%	95.0%	95.1%
Average teacher salary*	\$52,531	Up 4.4%	\$48,918	\$47,210
Classes not taught by highly qualified teachers	0.0%	Down from 2.5%	0.0%	0.0%
Professional development days/teacher	6.3 days	Up from 6.0 days	11.3 days	10.5 days
School				
Principal's years at school	3.0	Up from 2.0	5.0	4.0
Student-teacher ratio in core subjects	23.4 to 1	Up from 23.1 to 1	20.3 to 1	20.0 to 1
Prime instructional time	90.8%	Down from 91.7%	90.6%	90.5%
Opportunities in the arts	Good	No Change	Good	Good
SACS accreditation	Yes	No Change	Yes	Yes
Parents attending conferences	100.0%	Up from 99.3%	100.0%	100.0%
Character development program	Excellent	No Change	Excellent	Excellent
Dollars spent per pupil**	\$5,176	Down 4.8%	\$6,866	\$7,247
Percent of expenditures for instruction**	71.1%	Down from 72.3%	68.4%	68.2%
Percent of expenditures for teacher salaries**	70.1%	Down from 71.8%	66.3%	65.7%
ESEA composite index score	93.4	N/A	95.1	91.9

* Length of contract = 185+ days.

** Prior year audited financial data available.

EVALUATION RESULTS

	Teachers	Students*	Parents*
Number of surveys returned	32	105	37
Percent satisfied with learning environment	83.9%	80.0%	91.9%
Percent satisfied with social and physical environment	84.4%	82.7%	97.2%
Percent satisfied with school-home relations	100.0%	90.4%	78.4%

*Only students at the highest elementary school grade level at this school and their parents were included.

REPORT OF PRINCIPAL AND SCHOOL IMPROVEMENT COUNCIL

For the third consecutive year, Wateree Elementary School has made tremendous advances in a number of areas! We received the Palmetto Silver award for increased student achievement (second year in a row) with our absolute rating on the SC Annual School Report Card rising from "Average" to "Good," exceeding the standards for progress toward the 2020 SC Performance Vision. Students continued to grow exponentially in reading and writing skills with two-thirds of our 2011-12 kindergarten students performing above grade level in writing by February of the school year. In addition to the balanced literacy program and teacher assistant reading tutor already in place, the school purchased books on CD with accompanying texts for all grade levels. The Scholastic leveled reading library was completed, as well, including all Levels A-Z in sets of six books each for guided reading. We also purchased subscriptions for the Reading A-Z online intervention and enrichment programs for students to use both at school and at home. We piloted Reading Eggs and Reading Eggspress programs this year and have purchased student subscriptions for the 2012-13 school year in addition to Reading A-Z.

Using a combination of social studies teaching methods and the addition of the Social Studies Weekly student newspaper publication, content mastery was higher at the end of this year than in recent years, based on teacher observation and classroom performance. Science scores improved school wide, as well. WES is purchasing science manipulatives and refurbishing/creating science kits at the school level as we continue to grow in this area. According to MAP scores, math remained relatively steady across grade levels. We purchased subscriptions to the ALEKS math online tutoring and will continue the program next school year.

Technology remains a vital part of the WES curriculum, and we are in the process of installing a second desktop lab so that the laptops currently being used in the lab can be returned to the classroom. Our television production equipment is running full force with students manning the controls daily.

The Positive Behavior Intervention Support System (PBIS) remained strong, thanks to parents and community members who donated their time and student prizes for the program. WES increased the character education component of our curriculum this year, including raising \$10,300.00 to donate to the American Cancer Society as a way of giving back to the community. We appreciate all of our parents' and community members' support, and we look forward to another stellar year!

Roy Stehle, SIC Chair
 Gail Stehle, Principal

Comprehensive detail, including definitions of ratings, performance criteria, and explanations of status, is available on www.ed.sc.gov and www.eoc.sc.gov as well as school and school district websites.

Printed versions are available from school districts upon request.

Abbreviations Key

N/A Not Applicable N/AV Not Available N/C Not Collected N/R Not Reported I/S Insufficient Sample TBD To be determined

NI Newly Identified CSI Continuing School Improvement CA Corrective Action RP Plan to Restructure R Restructure DELAY School Improvement Status HOLD School Improvement Status