



SC Annual School Report Card Summary

Mt. Pisgah Elementary School
 Kershaw County School District
 Grades: K-5 Enrollment: 122
 Principal: David Branham
 Superintendent: Frank E. Morgan, Ed.D.
 Board Chair: Mara H. Jones

PERFORMANCE

Comprehensive detail, including definitions of ratings, performance criteria, and explanations of status, is available on www.ed.sc.gov and www.eoc.sc.gov as well as school and school district websites. Printed versions are available from school districts upon request.

YEAR	ABSOLUTE RATING	GROWTH RATING	PALMETTO GOLD AND SILVER AWARD		ESEA/FEDERAL ACCOUNTABILITY RATING SYSTEM	
			General Performance	Closing the Gap	ESEA Grade	Accountability Indicator
2012	Average	Average	TBD	TBD	A	Reward
2011	Average	Average	Silver	N/A	Met	N/A
2010	Good	Average	N/A	N/A	Met	N/A

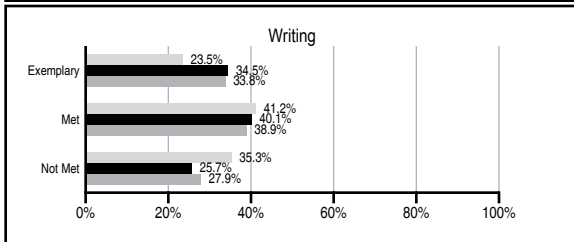
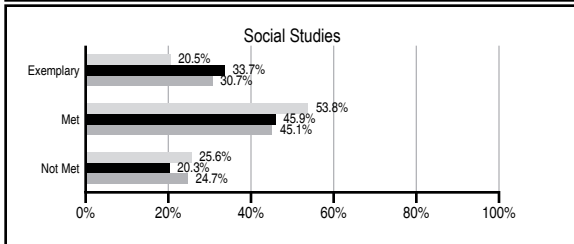
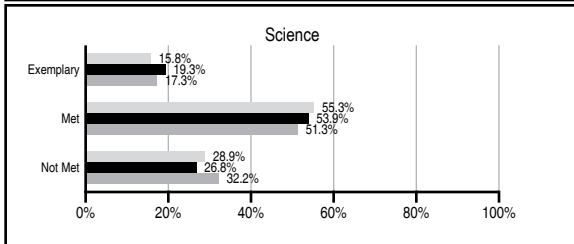
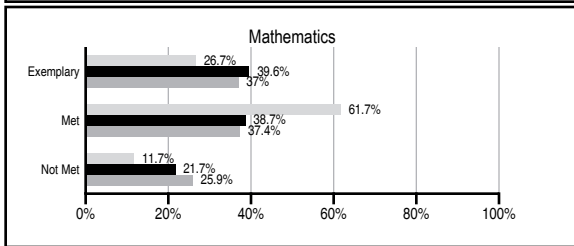
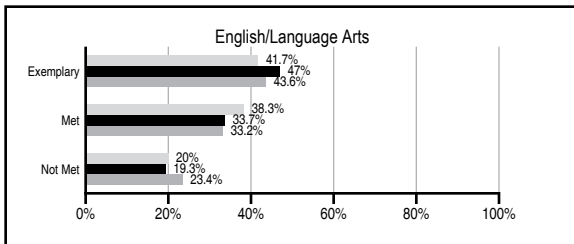
ABSOLUTE RATINGS OF ELEMENTARY SCHOOLS WITH STUDENTS LIKE OURS*

EXCELLENT	GOOD	AVERAGE	BELOW AVERAGE	AT-RISK
31	42	29	0	0

* Ratings are calculated with data available by 11/07/2012. Schools with Students Like Ours are Elementary Schools with Poverty Indices of no more than 5% above or below the index for this school.

PASS PERFORMANCE

Our School
 Elementary Schools with Students Like Ours
 Elementary schools statewide



NAEP PERFORMANCE*

* Performance reported for SC and nation, data not available at school level. Percentages at NAEP Achievement Levels.



SC PERFORMANCE VISION

By 2020 all students will graduate with the knowledge and skills necessary to compete successfully in the global economy, participate in a democratic society and contribute positively as members of families and communities.

Abbreviations Key

N/A Not Applicable N/AV Not Available N/C Not Collected N/R Not Reported I/S Insufficient Sample TBD To be determined

Mt. Pisgah Elementary School
[Kershaw County School District]

SCHOOL PROFILE

	Our School	Change from Last Year	Elementary Schools with Students Like Ours	Median Elementary School
Students (n=122)				
Retention rate	1.6%	Up from 0.9%	1.1%	1.0%
Attendance rate	95.7%	No Change	96.5%	96.6%
Served by gifted and talented program	N/AV	N/AV	N/AV	N/AV
With disabilities other than speech	N/AV	N/AV	N/AV	N/AV
Older than usual for grade	N/AV	N/AV	N/AV	N/AV
Out-of-school suspensions or expulsions for violent and/or criminal offenses	0.0%	No Change	0.0%	0.0%
Teachers (n=10)				
Teachers with advanced degrees	100.0%	No Change	61.9%	63.0%
Continuing contract teachers	N/AV	N/AV	N/AV	N/AV
Teachers returning from previous year	75.8%	No Change	89.2%	88.7%
Teacher attendance rate	95.0%	Down from 95.6%	95.2%	95.1%
Average teacher salary*	\$57,671	Up 2.6%	\$47,413	\$47,210
Classes not taught by highly qualified teachers	0.0%	No Change	0.0%	0.0%
Professional development days/teacher	10.3 days	Down from 10.4 days	11.4 days	10.5 days
School				
Principal's years at school	0.0	Down from 9.0	5.0	4.0
Student-teacher ratio in core subjects	20.8 to 1	Up from 17.9 to 1	20.2 to 1	20.0 to 1
Prime instructional time	89.5%	Down from 91.0%	90.3%	90.5%
Opportunities in the arts	Good	No Change	Good	Good
SACS accreditation	Yes	No Change	Yes	Yes
Parents attending conferences	100.0%	No Change	100.0%	100.0%
Character development program	Excellent	No Change	Excellent	Excellent
Dollars spent per pupil**	\$9,310	Up 0.6%	\$6,788	\$7,247
Percent of expenditures for instruction**	63.1%	Up from 57.7%	68.2%	68.2%
Percent of expenditures for teacher salaries**	62.1%	Up from 57.2%	66.3%	65.7%
ESEA composite index score	92.0	N/A	92.9	91.9

* Length of contract = 185+ days.

** Prior year audited financial data available.

REPORT OF PRINCIPAL AND SCHOOL IMPROVEMENT COUNCIL

Mt. Pisgah Elementary School had many successes during the 2011-2012 school year. Our Media Center, which has a collection of 7,267 titles, averages 52 books per child for our students. Our students had an Accelerated Reader test average of 89.5% correct. We purchased Renaissance Enterprise this school year. We have fully-operational A+ and Success Maker software programs incorporated in our curriculum. Mt. Pisgah made gains in our School Report Card's absolute and improvement ratings. We held a school wide Christmas program that was attended by over 300 students, teachers, and community members. Our tutoring program, Pisgah Pals, continued to flourish. Pisgah Partners, our outreach business partners, provided funds to purchase supplies for our Pisgah Pals. Each classroom is equipped with an interactive whiteboard and projector. Each classroom teacher also has an Elmo document camera to use for instruction. We have two 17 station mobile laptop carts that are used throughout the school. Our staff development opportunities focused on how to incorporate PBIS, our new school wide discipline program into every classroom. Our first grade teacher is a certified Ruby Payne Framework for Poverty instructor. We have a Computer Lab that serves all students. Our School Improvement Council (SIC) and PTO remain very active and continue to support all academic programs within our school. We were awarded the Silver Award through the South Carolina Gold and Silver Awards Program. Mt. Pisgah Elementary School is a thriving school in a loving and caring community, and our students, parents, and staff are dedicated to continuing our successes.

Duane Pate, Principal
 Mrs. Jana Vincent, SIC Chairman

EVALUATION RESULTS

	Teachers	Students*	Parents*
Number of surveys returned	3	16	16
Percent satisfied with learning environment	I/S	100.0%	93.8%
Percent satisfied with social and physical environment	I/S	100.0%	93.8%
Percent satisfied with school-home relations	I/S	93.3%	87.5%

*Only students at the highest elementary school grade level at this school and their parents were included.

Comprehensive detail, including definitions of ratings, performance criteria, and explanations of status, is available on www.ed.sc.gov and www.eoc.sc.gov as well as school and school district websites.

Printed versions are available from school districts upon request.

Abbreviations Key

N/A Not Applicable N/AV Not Available N/C Not Collected N/R Not Reported I/S Insufficient Sample TBD To be determined
 NI Newly Identified CSI Continuing School Improvement CA Corrective Action RP Plan to Restructure R Restructure DELAY School Improvement Status HOLD School Improvement Status