



# SC Annual School Report Card Summary

Midway Elementary  
 Kershaw County School District  
 Grades: PK-5 Enrollment: 394  
 Principal: Dell N. Brabham  
 Superintendent: Frank E. Morgan, Ed.D.  
 Board Chair: Mara H. Jones

## PERFORMANCE

Comprehensive detail, including definitions of ratings, performance criteria, and explanations of status, is available on [www.ed.sc.gov](http://www.ed.sc.gov) and [www.eoc.sc.gov](http://www.eoc.sc.gov) as well as school and school district websites. Printed versions are available from school districts upon request.

YEAR	ABSOLUTE RATING	GROWTH RATING	PALMETTO GOLD AND SILVER AWARD		ESEA/FEDERAL ACCOUNTABILITY RATING SYSTEM	
			General Performance	Closing the Gap	ESEA Grade	Accountability Indicator
2012	Average	Below Average	TBD	TBD	B	Reward
2011	Average	Average	N/A	N/A	Not Met	CSI-HOLD
2010	Average	Average	N/A	N/A	Met	CSI-DELAY

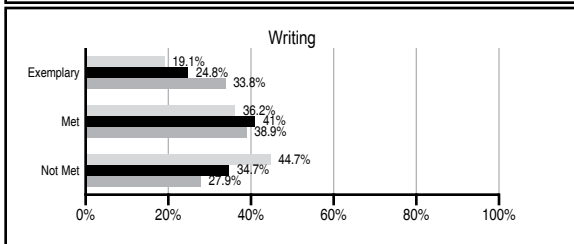
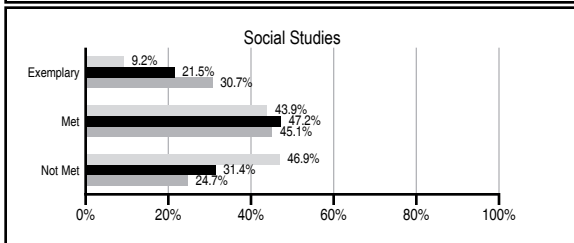
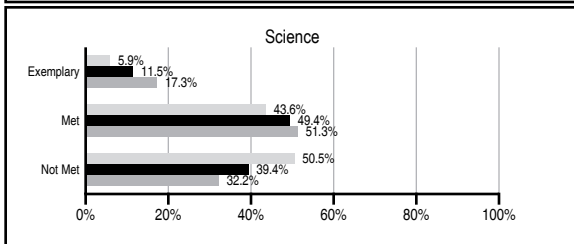
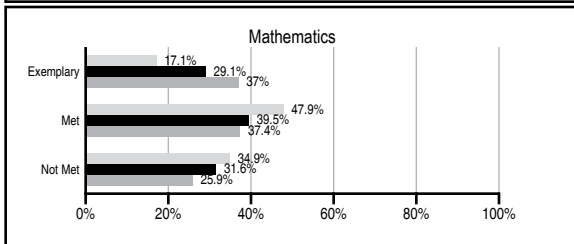
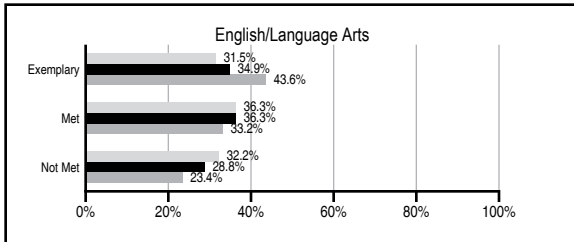
## ABSOLUTE RATINGS OF ELEMENTARY SCHOOLS WITH STUDENTS LIKE OURS\*

EXCELLENT	GOOD	AVERAGE	BELOW AVERAGE	AT-RISK
9	19	93	16	4

\* Ratings are calculated with data available by 11/07/2012. Schools with Students Like Ours are Elementary Schools with Poverty Indices of no more than 5% above or below the index for this school.

## PASS PERFORMANCE

Our School  
 Elementary Schools with Students Like Ours  
 Elementary schools statewide



## NAEP PERFORMANCE\*

\* Performance reported for SC and nation, data not available at school level. Percentages at NAEP Achievement Levels.



## SC PERFORMANCE VISION

*By 2020 all students will graduate with the knowledge and skills necessary to compete successfully in the global economy, participate in a democratic society and contribute positively as members of families and communities.*

### Abbreviations Key

N/A Not Applicable N/AV Not Available N/C Not Collected N/R Not Reported I/S Insufficient Sample TBD To be determined

# Midway Elementary [Kershaw County School District]

## SCHOOL PROFILE

	Our School	Change from Last Year	Elementary Schools with Students Like Ours	Median Elementary School
<b>Students (n=394)</b>				
Retention rate	1.7%	Up from 1.2%	1.4%	1.0%
Attendance rate	96.4%	Up from 95.6%	96.3%	96.6%
Served by gifted and talented program	N/AV	N/AV	N/AV	N/AV
With disabilities other than speech	N/AV	N/AV	N/AV	N/AV
Older than usual for grade	N/AV	N/AV	N/AV	N/AV
Out-of-school suspensions or expulsions for violent and/or criminal offenses	0.0%	No Change	0.0%	0.0%
<b>Teachers (n=20)</b>				
Teachers with advanced degrees	60.0%	Up from 52.4%	61.0%	63.0%
Continuing contract teachers	N/AV	N/AV	N/AV	N/AV
Teachers returning from previous year	85.2%	Down from 87.6%	88.2%	88.7%
Teacher attendance rate	96.3%	Up from 94.2%	94.8%	95.1%
Average teacher salary*	\$54,935	Up 4.0%	\$46,246	\$47,210
Classes not taught by highly qualified teachers	7.5%	Up from 3.7%	0.0%	0.0%
Professional development days/teacher	10.8 days	Up from 5.7 days	10.7 days	10.5 days
<b>School</b>				
Principal's years at school	1.0	No Change	4.0	4.0
Student-teacher ratio in core subjects	23.2 to 1	Up from 21.9 to 1	19.3 to 1	20.0 to 1
Prime instructional time	90.6%	Up from 89.1%	89.8%	90.5%
Opportunities in the arts	Good	No Change	Good	Good
SACS accreditation	Yes	No Change	Yes	Yes
Parents attending conferences	100.0%	No Change	100.0%	100.0%
Character development program	Below Average	Down from Excellent	Excellent	Excellent
Dollars spent per pupil**	\$6,575	Down 6.7%	\$7,390	\$7,247
Percent of expenditures for instruction**	69.6%	Down from 70.1%	67.4%	68.2%
Percent of expenditures for teacher salaries**	68.2%	Down from 68.6%	64.3%	65.7%
ESEA composite index score	86.5	N/A	88.6	91.9

\* Length of contract = 185+ days.

\*\* Prior year audited financial data available.

## EVALUATION RESULTS

	Teachers	Students*	Parents*
Number of surveys returned	14	45	27
Percent satisfied with learning environment	78.6%	66.7%	70.4%
Percent satisfied with social and physical environment	92.9%	79.1%	88.5%
Percent satisfied with school-home relations	85.7%	86.0%	74.1%

\*Only students at the highest elementary school grade level at this school and their parents were included.

## REPORT OF PRINCIPAL AND SCHOOL IMPROVEMENT COUNCIL

Midway is home to many that boast generational attendance. It continues to be a family oriented environment where students are nurtured and encouraged to reach their greatest potential. True to our mission of developing confident, proficient, lifelong learners, our focus continues to be on meeting the needs of the students and the community we serve. Several new programs were implemented this year to create additional opportunities for our students to be a part of the place we call home. We began our Safety Patrol program which included students from our 4th and 5th grade classes who volunteered in the mornings and afternoon and a chorus was started this year with over 60 3rd, 4th, and 5th graders. Our mail delivery system, "Wee Deliver" was revamped, involving our 2nd grade students as sorters and delivery persons. We wrote and delivered almost 1,000 letters this year. Other opportunities include: Book Clubs, Student Yearbook Club, our student-run Morning TV News Show, and 4-H Program. Our parents were very supportive of our fundraisers this year, affording us the ability to award several PTO grants to teachers and our school nurse for materials for the health room. Fully believing in continued learning for all stakeholders, teachers were given opportunities this year to participate in several different professional development sessions to include; Exemplary Writing workshops, Common Core, Thinking Maps, Smart Board, Zoo Phonics, and others. Writing, best practices, differentiated instruction, technology, and science are all part of our continued learning. We continue to use MAP (Measures of Academic Progress) to form instruction, attempting to promote students to their highest level of learning. High expectations are set for our students and our staff. Through the support and efforts of our parents, we were awarded a field trip grant for \$5,000. Our students were privileged to attend at least 2 field trips on each grade level. Our 4th grade students traveled to Charleston for an overnight stay at the aquarium; 5th graders ventured to the Yorktown; 2nd grade traveled to Wonderworks in Myrtle Beach, and our 3rd graders traveled to Boone Hall Plantation in Mt. Pleasant. Please visit our website at <http://mdw.kcsdschools.com> to see all the happenings at Midway. Many thanks to our parents and business partners for the support they have given throughout the year.

Dell N. Brabham, Principal  
Brandy Jordan, Chairperson, School Improvement Council

Comprehensive detail, including definitions of ratings, performance criteria, and explanations of status, is available on [www.ed.sc.gov](http://www.ed.sc.gov) and [www.eoc.sc.gov](http://www.eoc.sc.gov) as well as school and school district websites.

Printed versions are available from school districts upon request.

### Abbreviations Key

N/A Not Applicable N/AV Not Available N/C Not Collected N/R Not Reported I/S Insufficient Sample TBD To be determined  
NI Newly Identified CSI Continuing School Improvement CA Corrective Action RP Plan to Restructure R Restructure DELAY School Improvement Status HOLD School Improvement Status