



SC Annual School Report Card Summary

Jackson School
 Kershaw County School District
 Grades: K-5 Enrollment: 485
 Principal: Matia W. Goodwin
 Superintendent: Frank E. Morgan, Ed.D.
 Board Chair: Mara H. Jones

PERFORMANCE

Comprehensive detail, including definitions of ratings, performance criteria, and explanations of status, is available on www.ed.sc.gov and www.eoc.sc.gov as well as school and school district websites. Printed versions are available from school districts upon request.

YEAR	ABSOLUTE RATING	GROWTH RATING	PALMETTO GOLD AND SILVER AWARD		ESEA/FEDERAL ACCOUNTABILITY RATING SYSTEM	
			General Performance	Closing the Gap	ESEA Grade	Accountability Indicator
2012	Below Average	Average	TBD	TBD	F	N/A
2011	Below Average	Average	Silver	N/A	Not Met	N/A
2010	Average	Average	N/A	N/A	Met	N/A

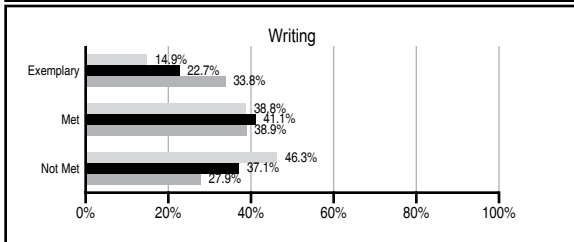
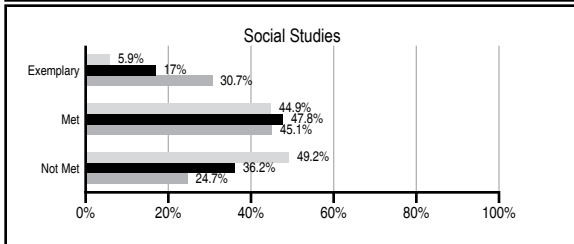
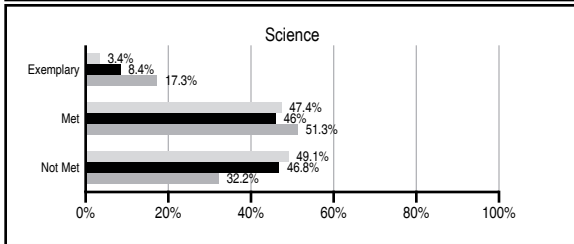
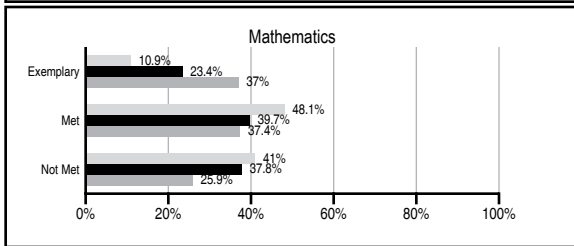
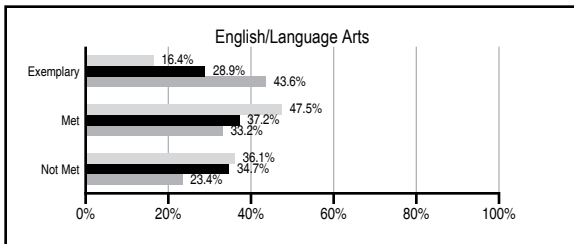
ABSOLUTE RATINGS OF ELEMENTARY SCHOOLS WITH STUDENTS LIKE OURS*

EXCELLENT	GOOD	AVERAGE	BELOW AVERAGE	AT-RISK
4	12	114	47	18

* Ratings are calculated with data available by 11/07/2012. Schools with Students Like Ours are Elementary Schools with Poverty Indices of no more than 5% above or below the index for this school.

PASS PERFORMANCE

Our School
 Elementary Schools with Students Like Ours
 Elementary schools statewide



NAEP PERFORMANCE*

* Performance reported for SC and nation, data not available at school level. Percentages at NAEP Achievement Levels.



SC PERFORMANCE VISION

By 2020 all students will graduate with the knowledge and skills necessary to compete successfully in the global economy, participate in a democratic society and contribute positively as members of families and communities.

Abbreviations Key

N/A Not Applicable N/AV Not Available N/C Not Collected N/R Not Reported I/S Insufficient Sample TBD To be determined

Jackson School [Kershaw County School District]

SCHOOL PROFILE

	Our School	Change from Last Year	Elementary Schools with Students Like Ours	Median Elementary School
Students (n=485)				
Retention rate	1.5%	Down from 2.1%	1.3%	1.0%
Attendance rate	95.8%	Down from 95.9%	96.3%	96.6%
Served by gifted and talented program	N/AV	N/AV	N/AV	N/AV
With disabilities other than speech	N/AV	N/AV	N/AV	N/AV
Older than usual for grade	N/AV	N/AV	N/AV	N/AV
Out-of-school suspensions or expulsions for violent and/or criminal offenses	0.0%	No Change	0.0%	0.0%
Teachers (n=29)				
Teachers with advanced degrees	65.5%	Down from 72.7%	61.1%	63.0%
Continuing contract teachers	N/AV	N/AV	N/AV	N/AV
Teachers returning from previous year	78.6%	Down from 87.2%	85.5%	88.7%
Teacher attendance rate	94.5%	Down from 95.9%	95.2%	95.1%
Average teacher salary*	\$46,790	Down 3.6%	\$45,194	\$47,210
Classes not taught by highly qualified teachers	0.0%	No Change	0.0%	0.0%
Professional development days/teacher	7.0 days	Up from 3.3 days	10.4 days	10.5 days
School				
Principal's years at school	1.0	Down from 4.0	4.0	4.0
Student-teacher ratio in core subjects	22.7 to 1	Up from 21.9 to 1	18.5 to 1	20.0 to 1
Prime instructional time	89.5%	Down from 91.1%	90.6%	90.5%
Opportunities in the arts	Good	No Change	Good	Good
SACS accreditation	Yes	No Change	Yes	Yes
Parents attending conferences	93.8%	Down from 98.6%	100.0%	100.0%
Character development program	Good	Up from Average	Excellent	Excellent
Dollars spent per pupil**	\$6,633	Down 12.7%	\$7,899	\$7,247
Percent of expenditures for instruction**	71.0%	Down from 73.8%	67.0%	68.2%
Percent of expenditures for teacher salaries**	70.1%	Down from 72.5%	63.3%	65.7%
ESEA composite index score	53.4	N/A	86.5	91.9

* Length of contract = 185+ days.

** Prior year audited financial data available.

EVALUATION RESULTS

	Teachers	Students*	Parents*
Number of surveys returned	32	62	39
Percent satisfied with learning environment	96.9%	75.4%	97.4%
Percent satisfied with social and physical environment	96.8%	91.5%	78.9%
Percent satisfied with school-home relations	83.9%	85.2%	88.6%

*Only students at the highest elementary school grade level at this school and their parents were included.

REPORT OF PRINCIPAL AND SCHOOL IMPROVEMENT COUNCIL

The theme at Jackson School is "Green and Growing into Excellence." The 2011-2012 school year was filled with excitement and many moments to celebrate. Jackson School received a Palmetto Silver Award for closing the achievement gap based on academic gains made by students. We attribute these gains to the use of data analysis as a method of informing our instructional practices. Interventionists were also utilized in the various grade levels to assist with small group and individual instruction.

The Roaring Readers program was implemented this year. All students received a reading goal at the beginning of the year based on their STAR reading levels. Our students were given the challenge to meet 100% of their reading goal. The top readers in each class participated in various Roaring Reader Celebrations. Our students performed well with this challenge and it is our goal to continue to make progress in this area, so that all of our students are reading on grade level by the end of 3rd grade.

Jackson School was also featured on WIS as a "Cool School." The "Cool School" segment focused on our "Green" features. We are proud that we are the first LEED Gold Certified K-12 School in the state. We plan to continue our green school initiatives by enhancing our current programs. We also received a Farm to School Grant which will allow us to plant a garden on our school grounds and continue reducing waste by composting. Parental and community involvement increased this year. We are fortunate to have an active PTO (Parent Teacher Organization) and SIC (School Improvement Council). This year our PTO doubled the fundraising amounts that they normally make. The contributions from our PTO continue to assist us in meeting the needs of all of our students. We are also proud to be located in East Camden where we have business and community partners that support our efforts.

All of our success stories are attributed to the dedication of our faculty and staff. Our teachers participate in professional learning teams. This year each team created a SMART goal, analyzed MAP (Measures of Academic Progress) Data and applied what they learned to their instructional practices. We will continue to focus on professional learning in the 2012-2013 school year. As we anticipate the new school year, we will continue our pursuit of excellence by engaging our faculty and staff professionally and emphasizing continuous improvement in all areas. We are enthusiastic about the endless possibilities the future will bring for all of our stakeholders.

Matia Goodwin, Principal
Carla Clay, SIC Chair

Comprehensive detail, including definitions of ratings, performance criteria, and explanations of status, is available on www.ed.sc.gov and www.eoc.sc.gov as well as school and school district websites.

Printed versions are available from school districts upon request.

Abbreviations Key

N/A Not Applicable N/AV Not Available N/C Not Collected N/R Not Reported I/S Insufficient Sample TBD To be determined
NI Newly Identified CSI Continuing School Improvement CA Corrective Action RP Plan to Restructure R Restructure DELAY School Improvement Status HOLD School Improvement Status