



# SC Annual School Report Card Summary

Blaney Elementary School  
 Kershaw County School District  
 Grades: PK-5 Enrollment: 761  
 Principal: Lisa M. Carter  
 Superintendent: Frank E. Morgan, Ed.D.  
 Board Chair: Mara H. Jones

## PERFORMANCE

Comprehensive detail, including definitions of ratings, performance criteria, and explanations of status, is available on [www.ed.sc.gov](http://www.ed.sc.gov) and [www.eoc.sc.gov](http://www.eoc.sc.gov) as well as school and school district websites. Printed versions are available from school districts upon request.

YEAR	ABSOLUTE RATING	GROWTH RATING	PALMETTO GOLD AND SILVER AWARD		ESEA/FEDERAL ACCOUNTABILITY RATING SYSTEM	
			General Performance	Closing the Gap	ESEA Grade	Accountability Indicator
2012	Good	Good	TBD	TBD	A	Reward
2011	Good	Average	Silver	N/A	Not Met	N/A
2010	Good	Good	Silver	N/A	Met	N/A

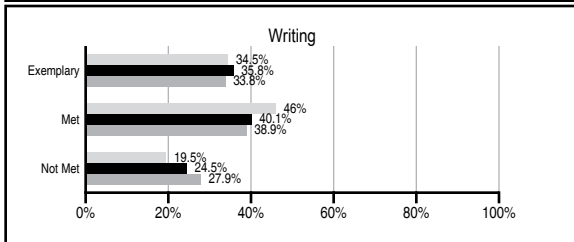
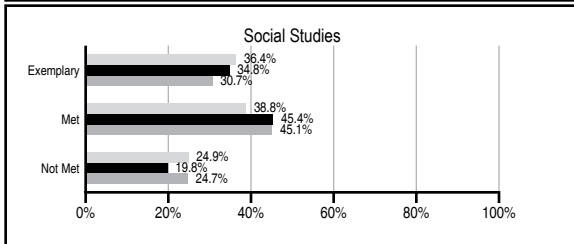
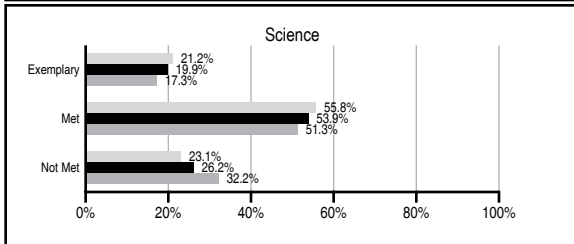
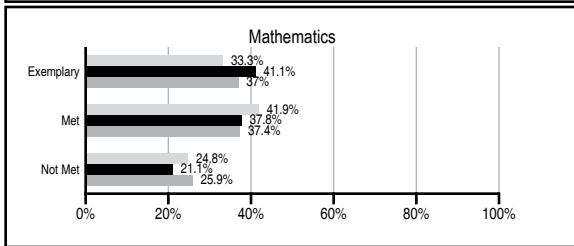
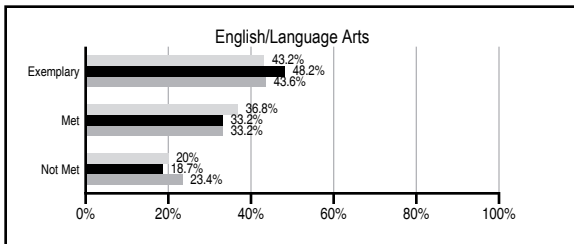
## ABSOLUTE RATINGS OF ELEMENTARY SCHOOLS WITH STUDENTS LIKE OURS\*

EXCELLENT	GOOD	AVERAGE	BELOW AVERAGE	AT-RISK
35	41	26	0	0

\* Ratings are calculated with data available by 11/07/2012. Schools with Students Like Ours are Elementary Schools with Poverty Indices of no more than 5% above or below the index for this school.

## PASS PERFORMANCE

Our School
  Elementary Schools with Students Like Ours
  Elementary schools statewide



## NAEP PERFORMANCE\*

\* Performance reported for SC and nation, data not available at school level. Percentages at NAEP Achievement Levels.



## SC PERFORMANCE VISION

*By 2020 all students will graduate with the knowledge and skills necessary to compete successfully in the global economy, participate in a democratic society and contribute positively as members of families and communities.*

### Abbreviations Key

N/A Not Applicable N/AV Not Available N/C Not Collected N/R Not Reported I/S Insufficient Sample TBD To be determined

# Blaney Elementary School [Kershaw County School

## SCHOOL PROFILE

	Our School	Change from Last Year	Elementary Schools with Students Like Ours	Median Elementary School
<b>Students (n=761)</b>				
Retention rate	1.9%	Down from 3.6%	0.9%	1.0%
Attendance rate	96.6%	Up from 95.9%	96.5%	96.6%
Served by gifted and talented program	N/AV	N/AV	N/AV	N/AV
With disabilities other than speech	N/AV	N/AV	N/AV	N/AV
Older than usual for grade	N/AV	N/AV	N/AV	N/AV
Out-of-school suspensions or expulsions for violent and/or criminal offenses	0.3%	Up from 0.0%	0.0%	0.0%
<b>Teachers (n=45)</b>				
Teachers with advanced degrees	68.9%	Down from 73.2%	62.8%	63.0%
Continuing contract teachers	N/AV	N/AV	N/AV	N/AV
Teachers returning from previous year	91.3%	Up from 87.4%	89.4%	88.7%
Teacher attendance rate	95.7%	Up from 94.3%	95.3%	95.1%
Average teacher salary*	\$49,764	Down 1.1%	\$47,974	\$47,210
Classes not taught by highly qualified teachers	0.0%	Down from 1.7%	0.0%	0.0%
Professional development days/teacher	11.7 days	Down from 11.9 days	11.1 days	10.5 days
<b>School</b>				
Principal's years at school	8.0	Up from 7.0	5.0	4.0
Student-teacher ratio in core subjects	25.1 to 1	Up from 24.0 to 1	20.3 to 1	20.0 to 1
Prime instructional time	91.4%	Up from 89.1%	90.3%	90.5%
Opportunities in the arts	Good	No Change	Good	Good
SACS accreditation	Yes	No Change	Yes	Yes
Parents attending conferences	100.0%	No Change	100.0%	100.0%
Character development program	Good	No Change	Excellent	Excellent
Dollars spent per pupil**	\$5,423	Down 12.8%	\$6,711	\$7,247
Percent of expenditures for instruction**	72.9%	Up from 69.8%	68.8%	68.2%
Percent of expenditures for teacher salaries**	72.3%	Up from 69.0%	66.3%	65.7%
ESEA composite index score	91.1	N/A	93.3	91.9

\* Length of contract = 185+ days.

\*\* Prior year audited financial data available.

## EVALUATION RESULTS

	Teachers	Students*	Parents*
Number of surveys returned	34	121	66
Percent satisfied with learning environment	94.1%	83.3%	95.4%
Percent satisfied with social and physical environment	97.1%	81.7%	96.9%
Percent satisfied with school-home relations	97.0%	91.4%	88.7%

\*Only students at the highest elementary school grade level at this school and their parents were included.

## REPORT OF PRINCIPAL AND SCHOOL IMPROVEMENT COUNCIL

Blaney Elementary School continues to be a school Building and Enhancing Success. We recognize that success is measured in different ways for different students. The staff and parents have joined together to provide a safe and secure learning environment for each student. Students receive quality instruction based on the South Carolina standards. Teachers utilize a variety of strategies to implement the standards, including but not limited to, learning styles, differentiated instruction, Bloom's Taxonomy, technology (iPADS, interactive white boards, video, Accelerated Reader, A+ learning and projects.) Each nine weeks, an Academic Achievement Assembly was held where students were recognized for attendance, honor roll and other academic achievements. In addition to the academic component, we have the arts, health/fitness and community service. Our fourth and fifth grade classes presented performances of musicals (I Need a Christmas Vacation, Now and A Kid's Life) to students, staff and community. Students in fourth and fifth grade s were selected to be in the Blaney Chorus. The chorus performed at a district wide arts festival in March. Over 50 students participated in the art club and five students had their work displayed at the Fine Arts Center of Camden and at the district wide arts festival in March. A fifth grade teacher began a running club for girls and in one month the club expanded to 2nd, 3rd and 4th grades and a boy's running club in 4th and 5th grade was sponsored by a community member. The Wildcat Archery Team went on to claim the State title for the second year in a row and competed in Orlando, Florida, at National Archery in Schools Program World Competition and in Louisville, Kentucky for National Archery in Schools Nationals Competition. Two of the archers scored in the top 150 at Nationals, competing against thousands of students. Our preschool disabilities classes participated in Kershaw County Special Olympics for the third year. The school guidance counselor kicked off "Service Quest" project in which students earned letters for each service learning project they participated in throughout the year. Over 250 students earned the required seven letters to participate the celebration in May. Students and staff contributed to the American Red Cross. Students participated in the Million Penny Challenge and staff and parents participated in the Third Annual Blood drive where over 80 pints of blood were collected. Building and Enhancing Success comes in different forms for different students. Our hope is that by investing in making well rounded children we have helped those children find their niche in life where they know joy, accomplishment and success. At Blaney Elementary School, we celebrate and support any and all successes.

In Devoted Service, Lisa M. Carter, Principal  
Jeremie Eastin, SIC Chairperson

Comprehensive detail, including definitions of ratings, performance criteria, and explanations of status, is available on [www.ed.sc.gov](http://www.ed.sc.gov) and [www.eoc.sc.gov](http://www.eoc.sc.gov) as well as school and school district websites.

Printed versions are available from school districts upon request.

### Abbreviations Key

N/A Not Applicable N/AV Not Available N/C Not Collected N/R Not Reported I/S Insufficient Sample TBD To be determined  
NI Newly Identified CSI Continuing School Improvement CA Corrective Action RP Plan to Restructure R Restructure DELAY School Improvement Status HOLD School Improvement Status