



SC Annual School Report Card Summary

Bethune Elementary School
 Kershaw County School District
 Grades: K-5 Enrollment: 106
 Principal: David Branham
 Superintendent: Frank E. Morgan, Ed.D.
 Board Chair: Mara H. Jones

PERFORMANCE

Comprehensive detail, including definitions of ratings, performance criteria, and explanations of status, is available on www.ed.sc.gov and www.eoc.sc.gov as well as school and school district websites. Printed versions are available from school districts upon request.

YEAR	ABSOLUTE RATING	GROWTH RATING	PALMETTO GOLD AND SILVER AWARD		ESEA/FEDERAL ACCOUNTABILITY RATING SYSTEM	
			General Performance	Closing the Gap	ESEA Grade	Accountability Indicator
2012	Average	Good	TBD	TBD	A	Reward
2011	Average	Good	Silver	N/A	Not Met	N/A
2010	Average	Good	Silver	N/A	Met	N/A

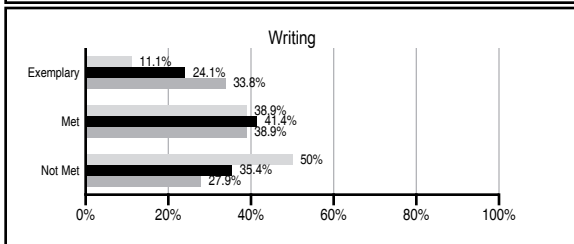
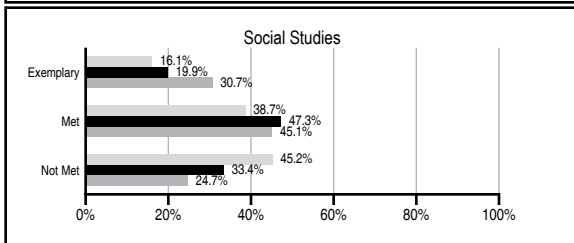
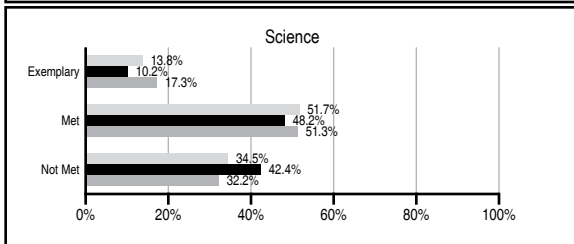
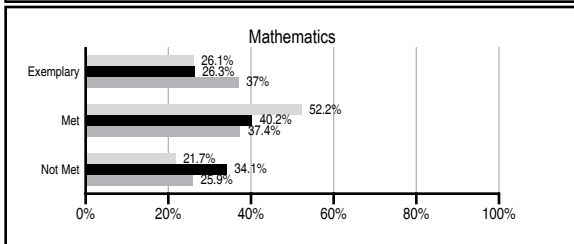
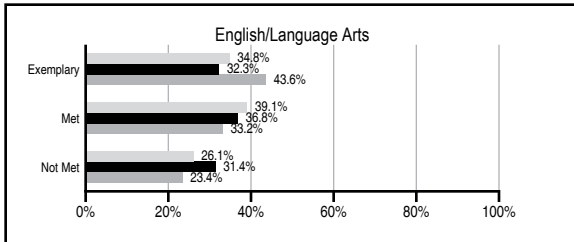
ABSOLUTE RATINGS OF ELEMENTARY SCHOOLS WITH STUDENTS LIKE OURS*

EXCELLENT	GOOD	AVERAGE	BELOW AVERAGE	AT-RISK
6	14	101	22	8

* Ratings are calculated with data available by 11/07/2012. Schools with Students Like Ours are Elementary Schools with Poverty Indices of no more than 5% above or below the index for this school.

PASS PERFORMANCE

Our School
 Elementary Schools with Students Like Ours
 Elementary schools statewide



NAEP PERFORMANCE*

* Performance reported for SC and nation, data not available at school level. Percentages at NAEP Achievement Levels.



SC PERFORMANCE VISION

By 2020 all students will graduate with the knowledge and skills necessary to compete successfully in the global economy, participate in a democratic society and contribute positively as members of families and communities.

Abbreviations Key

N/A Not Applicable N/AV Not Available N/C Not Collected N/R Not Reported I/S Insufficient Sample TBD To be determined

Bethune Elementary School
[Kershaw County School District]

SCHOOL PROFILE

	Our School	Change from Last Year	Elementary Schools with Students Like Ours	Median Elementary School
Students (n=106)				
Retention rate	1.0%	Up from 0.0%	1.3%	1.0%
Attendance rate	96.0%	Up from 95.8%	96.3%	96.6%
Served by gifted and talented program	N/AV	N/AV	N/AV	N/AV
With disabilities other than speech	N/AV	N/AV	N/AV	N/AV
Older than usual for grade	N/AV	N/AV	N/AV	N/AV
Out-of-school suspensions or expulsions for violent and/or criminal offenses	0.0%	No Change	0.0%	0.0%
Teachers (n=11)				
Teachers with advanced degrees	75.0%	Up from 66.7%	61.3%	63.0%
Continuing contract teachers	N/AV	N/AV	N/AV	N/AV
Teachers returning from previous year	88.9%	Down from 92.6%	86.8%	88.7%
Teacher attendance rate	92.5%	Down from 97.2%	95.0%	95.1%
Average teacher salary*	\$45,057	Up 1.0%	\$45,873	\$47,210
Classes not taught by highly qualified teachers	0.0%	No Change	0.0%	0.0%
Professional development days/teacher	6.4 days	Down from 10.0 days	10.7 days	10.5 days
School				
Principal's years at school	0.0	Down from 1.0	4.0	4.0
Student-teacher ratio in core subjects	17.5 to 1	Down from 18.3 to 1	19.1 to 1	20.0 to 1
Prime instructional time	88.1%	Down from 92.9%	90.2%	90.5%
Opportunities in the arts	Good	No Change	Good	Good
SACS accreditation	Yes	No Change	Yes	Yes
Parents attending conferences	100.0%	Up from 84.0%	100.0%	100.0%
Character development program	Excellent	No Change	Excellent	Excellent
Dollars spent per pupil**	\$10,612	Up 1.1%	\$7,621	\$7,247
Percent of expenditures for instruction**	65.2%	Up from 60.9%	67.2%	68.2%
Percent of expenditures for teacher salaries**	63.6%	Up from 60.1%	63.6%	65.7%
ESEA composite index score	93.0	N/A	88.3	91.9

* Length of contract = 185+ days.

** Prior year audited financial data available.

REPORT OF PRINCIPAL AND SCHOOL IMPROVEMENT COUNCIL

Bethune Elementary School had many successes during the 2011-2012 school year. To do this, we focused on closing the achievement gap using a variety of best practices driven by our curriculum standards. We successfully implemented the use of laptops in classrooms for A+ Learning. Students were divided into small instructional groups according to MAP RIT bands three days each week in either the Success Maker Computer Lab or in small groups with teachers and our instructional assistant. Students also used laptops in the classrooms to work on individual areas of concerns throughout the day. Our laptops are also used as class sets for teacher directed research projects. We continued using data notebooks during vertical planning, and Child Study Team meetings as tools to analyze academic data of students. We held many motivational events to encourage students, parents, and staff during this school year. We held a Christmas Musical which was well attended by the community. We have awards programs each nine weeks to celebrate student accomplishments. Our Science Lab teacher continued our recycling program for our teachers and students. Bethune Elementary hosts the annual Bethune Chicken Strut Beauty Pageant in our gymnasium. We have Reading Buddies who come in each week and read with targeted students. The PTO consistently supports school activities—sponsoring a Friday fun day at school and a field trip for students meeting nine weeks and other end of the year goals. We were awarded the Silver Award through the Palmetto Gold and Silver Awards Program for the second consecutive year. We continuously have great support from our school community. Duane Pate,

Principal Jennifer Kelley
 School Improvement Council Chairperson

EVALUATION RESULTS

	Teachers	Students*	Parents*
Number of surveys returned	6	17	16
Percent satisfied with learning environment	100.0%	88.2%	73.3%
Percent satisfied with social and physical environment	100.0%	88.2%	81.3%
Percent satisfied with school-home relations	83.3%	88.2%	75.0%

*Only students at the highest elementary school grade level at this school and their parents were included.

Comprehensive detail, including definitions of ratings, performance criteria, and explanations of status, is available on www.ed.sc.gov and www.eoc.sc.gov as well as school and school district websites.

Printed versions are available from school districts upon request.

Abbreviations Key

N/A Not Applicable N/AV Not Available N/C Not Collected N/R Not Reported I/S Insufficient Sample TBD To be determined
 NI Newly Identified CSI Continuing School Improvement CA Corrective Action RP Plan to Restructure R Restructure DELAY School Improvement Status HOLD School Improvement Status