



SC Annual School Report Card Summary

Baron DeKalb Elementary
 Kershaw County School District
 Grades: PK-5 Enrollment: 186
 Principal: Betty Dixon Turner
 Superintendent: Frank E. Morgan, Ed.D.
 Board Chair: Mara H. Jones

PERFORMANCE

Comprehensive detail, including definitions of ratings, performance criteria, and explanations of status, is available on www.ed.sc.gov and www.eoc.sc.gov as well as school and school district websites. Printed versions are available from school districts upon request.

YEAR	ABSOLUTE RATING	GROWTH RATING	PALMETTO GOLD AND SILVER AWARD		ESEA/FEDERAL ACCOUNTABILITY RATING SYSTEM	
			General Performance	Closing the Gap	ESEA Grade	Accountability Indicator
2012	Average	Average	TBD	TBD	A	Reward
2011	Average	Average	N/A	N/A	Met	N/A
2010	Good	Average	N/A	Silver	Met	N/A

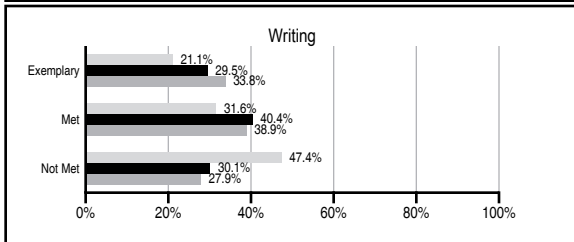
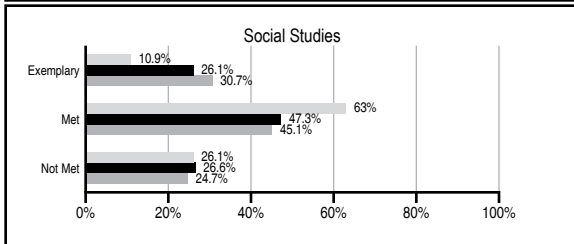
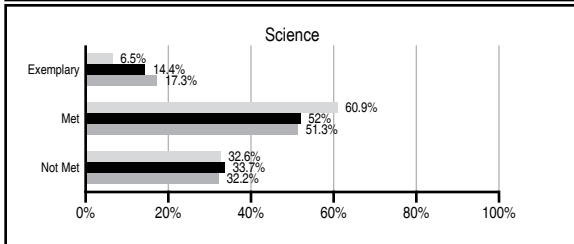
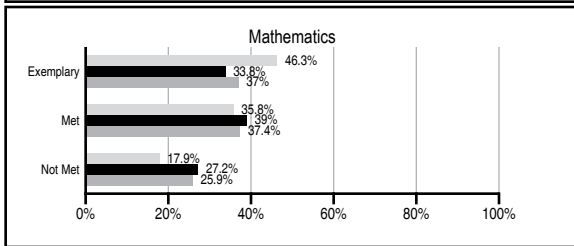
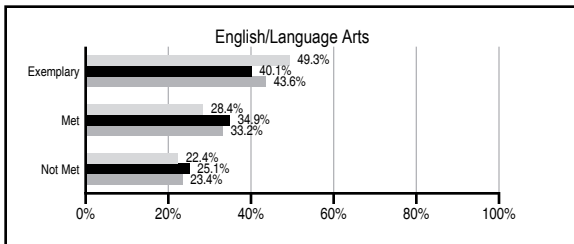
ABSOLUTE RATINGS OF ELEMENTARY SCHOOLS WITH STUDENTS LIKE OURS*

EXCELLENT	GOOD	AVERAGE	BELOW AVERAGE	AT-RISK
16	32	75	7	0

* Ratings are calculated with data available by 11/07/2012. Schools with Students Like Ours are Elementary Schools with Poverty Indices of no more than 5% above or below the index for this school.

PASS PERFORMANCE

Our School
 Elementary Schools with Students Like Ours
 Elementary schools statewide



NAEP PERFORMANCE*

* Performance reported for SC and nation, data not available at school level. Percentages at NAEP Achievement Levels.



SC PERFORMANCE VISION

By 2020 all students will graduate with the knowledge and skills necessary to compete successfully in the global economy, participate in a democratic society and contribute positively as members of families and communities.

Abbreviations Key

N/A Not Applicable N/AV Not Available N/C Not Collected N/R Not Reported I/S Insufficient Sample TBD To be determined

Baron DeKalb Elementary [Kershaw County School

SCHOOL PROFILE

	Our School	Change from Last Year	Elementary Schools with Students Like Ours	Median Elementary School
Students (n=186)				
Retention rate	3.1%	Up from 2.4%	1.2%	1.0%
Attendance rate	96.2%	Up from 96.0%	96.3%	96.6%
Served by gifted and talented program	N/AV	N/AV	N/AV	N/AV
With disabilities other than speech	N/AV	N/AV	N/AV	N/AV
Older than usual for grade	N/AV	N/AV	N/AV	N/AV
Out-of-school suspensions or expulsions for violent and/or criminal offenses	0.5%	Up from 0.0%	0.0%	0.0%
Teachers (n=11)				
Teachers with advanced degrees	63.6%	Down from 70.0%	61.5%	63.0%
Continuing contract teachers	N/AV	N/AV	N/AV	N/AV
Teachers returning from previous year	87.9%	Up from 84.5%	89.5%	88.7%
Teacher attendance rate	96.0%	Up from 95.6%	94.9%	95.1%
Average teacher salary*	\$49,606	Down 1.0%	\$47,302	\$47,210
Classes not taught by highly qualified teachers	0.0%	No Change	0.0%	0.0%
Professional development days/teacher	14.8 days	Up from 11.5 days	10.4 days	10.5 days
School				
Principal's years at school	4.0	Up from 3.0	5.0	4.0
Student-teacher ratio in core subjects	20.0 to 1	Up from 16.6 to 1	20.0 to 1	20.0 to 1
Prime instructional time	90.1%	Down from 90.3%	89.8%	90.5%
Opportunities in the arts	Good	No Change	Good	Good
SACS accreditation	Yes	No Change	Yes	Yes
Parents attending conferences	99.8%	Down from 100.0%	100.0%	100.0%
Character development program	Excellent	No Change	Excellent	Excellent
Dollars spent per pupil**	\$8,156	Down 8.9%	\$7,268	\$7,247
Percent of expenditures for instruction**	62.9%	Up from 59.5%	67.9%	68.2%
Percent of expenditures for teacher salaries**	59.9%	Up from 56.9%	65.1%	65.7%
ESEA composite index score	91.0	N/A	88.2	91.9

* Length of contract = 185+ days.

** Prior year audited financial data available.

EVALUATION RESULTS

	Teachers	Students*	Parents*
Number of surveys returned	12	19	16
Percent satisfied with learning environment	100.0%	84.2%	93.8%
Percent satisfied with social and physical environment	100.0%	78.9%	87.5%
Percent satisfied with school-home relations	100.0%	89.5%	81.3%

*Only students at the highest elementary school grade level at this school and their parents were included.

REPORT OF PRINCIPAL AND SCHOOL IMPROVEMENT COUNCIL

The mission of Baron DeKalb Elementary School (BDK) is to provide our diverse learning community with a safe place for students to become responsible citizens by partnering with families and providing a rigorous and challenging character and academic foundation. This mission of excellence, along with our shared vision—"A small school with a big heart where everyone excels," continues to be the focal point in our efforts to increase student achievement. Students are challenged to excel in academics, behavior, and character. The faculty is also committed to the mission and vision of excellence, as demonstrated by our participation in opportunities for professional growth and development. Through professional book studies, conferences/workshops, peer observations, and extra coursework, the faculty and staff continually endeavor to find ways to enhance learning and instruction.

The 2011-2012 school year was a phenomenal one for the BDK Eagles, as we continued to soar to success! After being named a 2012 Honor Roll School Improvement Council (SIC), BDK's SIC was selected as the 2012 winner of the Dick and Tunky Riley Award for SIC excellence. Dick Riley, former S.C. Governor and U.S. Secretary of Education, presented the award to the SIC. In addition to this statewide recognition, Baron DeKalb Elementary earned the Exemplary Writing Program (EWP) Award, sponsored by the South Carolina Department of Education. Consequently, Baron DeKalb Elementary will be a model site for schools interested in growing an exemplary writing program. Furthermore, BDK was recommended to receive funds from the South Carolina Department of Education to operate a 21st Century Learning Center during 2012-2013. This will be a tremendous asset to our school and community, as we strive to fulfill our mission and achieve the vision.

BDK met Adequate Yearly Progress (AYP) for the eighth consecutive year, based on student assessment, attendance rate, and percent of students tested. Due to great support from staff, families, and community, BDK was again a winner in the Wal-Mart "Stuff a Bus" Promotion. The school earned \$800.00 to promote positive student behavior and to enhance instruction. BDK also received a \$500.00 grant from Exxon to support math and/or science.

Teaching students the value of being good citizens goes beyond participation in student organizations, our school raised more than \$2500 for Relay for Life, donated money to the American Red Cross, and collected food items for a local ministry.

The school's accomplishments are a testament to the awesome work of our PTO and SIC, and the collaboration of BDK's stakeholders. Together everyone achieves more.

Betty D. Turner, Principal
Candace Anderson, SIC Chair

Comprehensive detail, including definitions of ratings, performance criteria, and explanations of status, is available on www.ed.sc.gov and www.eoc.sc.gov as well as school and school district websites.

Printed versions are available from school districts upon request.

Abbreviations Key

N/A Not Applicable N/AV Not Available N/C Not Collected N/R Not Reported I/S Insufficient Sample TBD To be determined
NI Newly Identified CSI Continuing School Improvement CA Corrective Action RP Plan to Restructure R Restructure DELAY School Improvement Status HOLD School Improvement Status