



SC Annual School Report Card Summary

Hardeeville Elementary
 Jasper
 Grades: PK-5 Enrollment: 806
 Principal: Mrs. Rechel Anderson
 Superintendent: Vashti K. Washington
 Board Chair: Kathleen Snooks

PERFORMANCE

Comprehensive detail, including definitions of ratings, performance criteria, and explanations of status, is available on www.ed.sc.gov and www.eoc.sc.gov as well as school and school district websites. Printed versions are available from school districts upon request.

YEAR	ABSOLUTE RATING	GROWTH RATING	PALMETTO GOLD AND SILVER AWARD		ESEA/FEDERAL ACCOUNTABILITY RATING SYSTEM	
			General Performance	Closing the Gap	ESEA Grade	Accountability Indicator
2012	At-Risk	Below Average	TBD	TBD	F	N/A
2011	At-Risk	Below Average	N/A	N/A	Not Met	N/A
2010	At-Risk	Good	N/A	N/A	Not Met	N/A

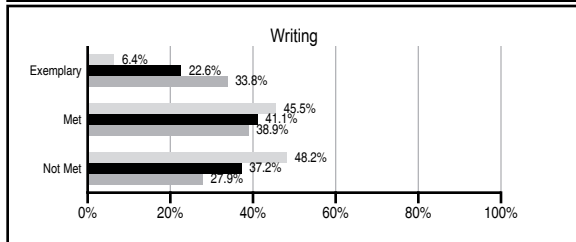
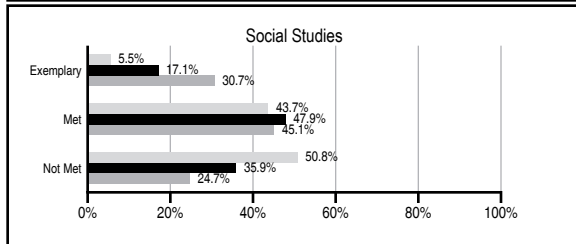
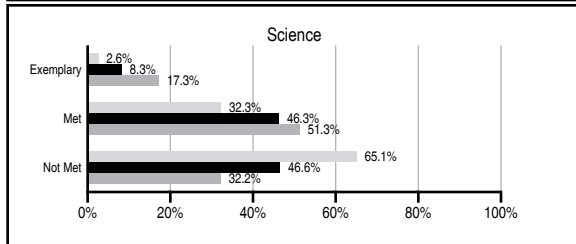
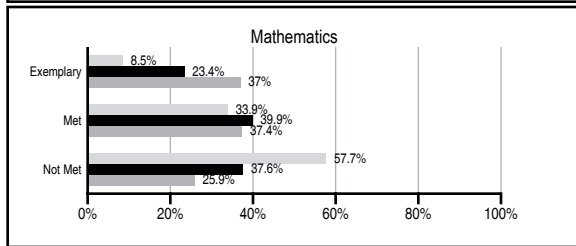
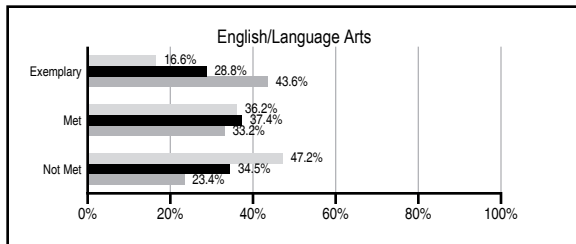
ABSOLUTE RATINGS OF ELEMENTARY SCHOOLS WITH STUDENTS LIKE OURS*

EXCELLENT	GOOD	AVERAGE	BELOW AVERAGE	AT-RISK
4	12	113	44	18

* Ratings are calculated with data available by 11/07/2012. Schools with Students Like Ours are Elementary Schools with Poverty Indices of no more than 5% above or below the index for this school.

PASS PERFORMANCE

Our School
 Elementary Schools with Students Like Ours
 Elementary schools statewide



NAEP PERFORMANCE*

* Performance reported for SC and nation, data not available at school level. Percentages at NAEP Achievement Levels.



SC PERFORMANCE VISION

By 2020 all students will graduate with the knowledge and skills necessary to compete successfully in the global economy, participate in a democratic society and contribute positively as members of families and communities.

Abbreviations Key

N/A Not Applicable N/AV Not Available N/C Not Collected N/R Not Reported I/S Insufficient Sample TBD To be determined

Hardeeville Elementary [Jasper]

SCHOOL PROFILE

	Our School	Change from Last Year	Elementary Schools with Students Like Ours	Median Elementary School
Students (n=806)				
Retention rate	0.4%	Up from 0.3%	1.3%	1.0%
Attendance rate	96.1%	Down from 99.9%	96.3%	96.6%
Served by gifted and talented program	N/AV	N/AV	N/AV	N/AV
With disabilities other than speech	N/AV	N/AV	N/AV	N/AV
Older than usual for grade	N/AV	N/AV	N/AV	N/AV
Out-of-school suspensions or expulsions for violent and/or criminal offenses	0.0%	No Change	0.0%	0.0%
Teachers (n=48)				
Teachers with advanced degrees	60.4%	Down from 63.0%	61.1%	63.0%
Continuing contract teachers	N/AV	N/AV	N/AV	N/AV
Teachers returning from previous year	75.5%	Up from 74.7%	85.6%	88.7%
Teacher attendance rate	96.6%	Up from 95.9%	95.1%	95.1%
Average teacher salary*	\$46,901	Down 2.6%	\$45,241	\$47,210
Classes not taught by highly qualified teachers	6.7%	Down from 9.1%	0.0%	0.0%
Professional development days/teacher	0.7 days	Down from 14.4 days	10.5 days	10.5 days
School				
Principal's years at school	2.0	Up from 1.0	4.0	4.0
Student-teacher ratio in core subjects	16.8 to 1	Up from 15.6 to 1	18.5 to 1	20.0 to 1
Prime instructional time	77.2%	Down from 94.0%	90.5%	90.5%
Opportunities in the arts	Good	No Change	Good	Good
SACS accreditation	Yes	No Change	Yes	Yes
Parents attending conferences	100.0%	No Change	100.0%	100.0%
Character development program	Excellent	Up from Good	Excellent	Excellent
Dollars spent per pupil**	\$6,565	Up 2.8%	\$7,890	\$7,247
Percent of expenditures for instruction**	68.8%	Up from 68.6%	66.9%	68.2%
Percent of expenditures for teacher salaries**	66.1%	Down from 66.9%	63.6%	65.7%
ESEA composite index score	52.2	N/A	86.6	91.9

* Length of contract = 185+ days.

** Prior year audited financial data available.

EVALUATION RESULTS

	Teachers	Students*	Parents*
Number of surveys returned	34	99	83
Percent satisfied with learning environment	67.6%	82.8%	78.8%
Percent satisfied with social and physical environment	82.4%	90.7%	73.5%
Percent satisfied with school-home relations	61.8%	86.7%	78.3%

*Only students at the highest elementary school grade level at this school and their parents were included.

REPORT OF PRINCIPAL AND SCHOOL IMPROVEMENT COUNCIL

Hardeeville Elementary School provides a comprehensive curriculum that fosters a commitment to academic excellence within a safe and caring environment.

The citizens of Hardeeville Elementary have much to be proud of. Our school collaborates with all of its stakeholders in order to provide the optimum educational experience for our students. The bond between the community and Hardeeville Elementary School confirms its commitment to educational excellence in the lives of children.

During the 2011-2012 school year, the school continued to execute its Strategic Plan. This strategic plan was created with input from all stakeholders within the Hardeeville Elementary community and has served as an annual guide in the areas of curriculum, facilities, finance and community relations. The school remained steadfast during the 2011-2012 school year in its commitment to meet the needs of all students through collaboration with all stakeholders. Our teachers addressed the varied learning styles of Hardeeville Elementary's students by utilizing proven teaching methodologies and instructional strategies. Student achievement data is continuously analyzed within a Professional Learning Community culture.

The 2011-2012 MAP Assessment data has revealed that our students have shown improvements in the content areas of ELA, MATH, and SOCIAL STUDIES. There is still work yet to be done in all the content areas, more specifically, the content areas of MATH and SCIENCE at all grade levels. The school's changing demographics have contributed to an emerging achievement gap among the diverse student population; however, our school is committed to addressing this issue to ensure fidelity to our core belief that all students can achieve.

Our school continues to soar with many achievements. One of Hardeeville Elementary's volunteers was named the District Volunteer of the Year, a teacher received the South Carolina State Master Teacher of the Year Award, two teachers received the Palmetto Electric Bright Ideas Grant, our school received the South Carolina PBIS Banner (Positive Behavior Intervention Support) Award for our 2nd year of implementation of the PBIS Initiative, and our Principal was honored as a Community Leader. Hardeeville Elementary continues to celebrate student achievements through various forums such as; Student Achievement Awards Assemblies, Student of the Month, Accelerated Reader Awards, and many more. Hardeeville Elementary's growth and hard work of teachers and students validates our commitment to our vision: "Failure is NOT an Option!" We will continue, in partnership with the community, to educate, inspire and empower our students to meet challenges and achieve success."

Mrs. Rechel Anderson, Principal
Ms. Priscilla Green, SIC Chair

Comprehensive detail, including definitions of ratings, performance criteria, and explanations of status, is available on www.ed.sc.gov and www.eoc.sc.gov as well as school and school district websites.

Printed versions are available from school districts upon request.

Abbreviations Key

N/A Not Applicable N/AV Not Available N/C Not Collected N/R Not Reported I/S Insufficient Sample TBD To be determined

NI Newly Identified CSI Continuing School Improvement CA Corrective Action RP Plan to Restructure R Restructure DELAY School Improvement Status HOLD School Improvement Status