



# SC Annual School Report Card Summary

Ben Hazel Primary School  
 Hampton One  
 Grades: PK-3 Enrollment: 332  
 Principal: Cassandra B. Williams  
 Superintendent: Douglas E. McTeer, Jr.  
 Board Chair: Elizabeth Murdaugh

## PERFORMANCE

Comprehensive detail, including definitions of ratings, performance criteria, and explanations of status, is available on [www.ed.sc.gov](http://www.ed.sc.gov) and [www.eoc.sc.gov](http://www.eoc.sc.gov) as well as school and school district websites. Printed versions are available from school districts upon request.

YEAR	ABSOLUTE RATING	GROWTH RATING	PALMETTO GOLD AND SILVER AWARD		ESEA/FEDERAL ACCOUNTABILITY RATING SYSTEM	
			General Performance	Closing the Gap	ESEA Grade	Accountability Indicator
2012	Average	At-Risk	TBD	TBD	C	Focus
2011	Good	At-Risk	N/A	N/A	Met	N/A
2010	Good	Average	N/A	N/A	Met	N/A

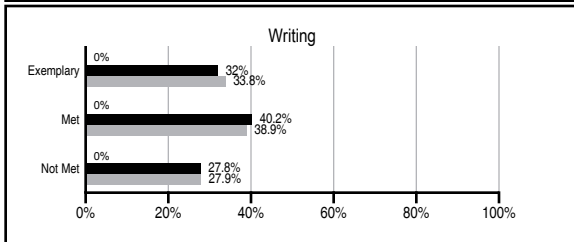
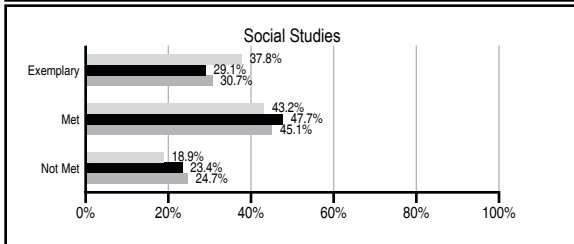
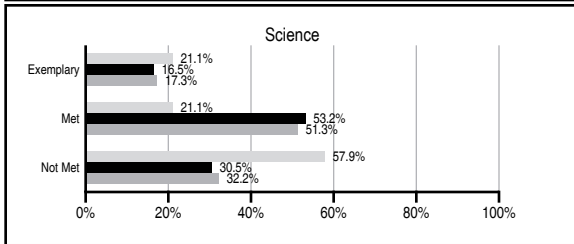
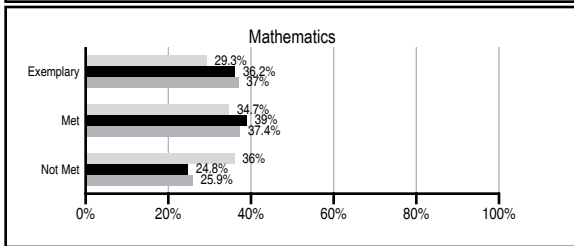
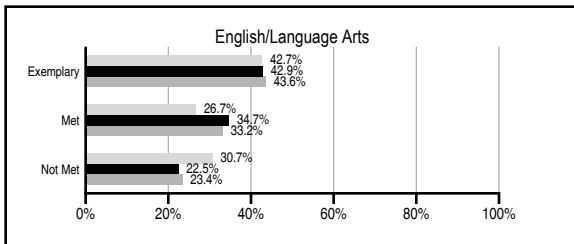
## ABSOLUTE RATINGS OF ELEMENTARY SCHOOLS WITH STUDENTS LIKE OURS\*

EXCELLENT	GOOD	AVERAGE	BELOW AVERAGE	AT-RISK
23	48	59	4	0

\* Ratings are calculated with data available by 11/07/2012. Schools with Students Like Ours are Elementary Schools with Poverty Indices of no more than 5% above or below the index for this school.

## PASS PERFORMANCE

Our School
  Elementary Schools with Students Like Ours
  Elementary schools statewide



## NAEP PERFORMANCE\*

\* Performance reported for SC and nation, data not available at school level. Percentages at NAEP Achievement Levels.



## SC PERFORMANCE VISION

*By 2020 all students will graduate with the knowledge and skills necessary to compete successfully in the global economy, participate in a democratic society and contribute positively as members of families and communities.*

### Abbreviations Key

N/A Not Applicable N/AV Not Available N/C Not Collected N/R Not Reported I/S Insufficient Sample TBD To be determined

# Ben Hazel Primary School [Hampton One]

## SCHOOL PROFILE

	Our School	Change from Last Year	Elementary Schools with Students Like Ours	Median Elementary School
<b>Students (n=332)</b>				
Retention rate	4.2%	No Change	1.3%	1.0%
Attendance rate	95.6%	Down from 95.7%	96.4%	96.6%
Served by gifted and talented program	N/AV	N/AV	N/AV	N/AV
With disabilities other than speech	N/AV	N/AV	N/AV	N/AV
Older than usual for grade	N/AV	N/AV	N/AV	N/AV
Out-of-school suspensions or expulsions for violent and/or criminal offenses	0.0%	No Change	0.0%	0.0%
<b>Teachers (n=19)</b>				
Teachers with advanced degrees	78.9%	Up from 66.7%	61.8%	63.0%
Continuing contract teachers	N/AV	N/AV	N/AV	N/AV
Teachers returning from previous year	89.7%	Down from 93.5%	89.6%	88.7%
Teacher attendance rate	93.1%	Down from 93.9%	95.0%	95.1%
Average teacher salary*	\$45,372	Down 2.5%	\$47,463	\$47,210
Classes not taught by highly qualified teachers	1.1%	Down from 1.2%	0.0%	0.0%
Professional development days/teacher	2.9 days	Down from 12.9 days	10.8 days	10.5 days
<b>School</b>				
Principal's years at school	8.0	Up from 0.7	5.0	4.0
Student-teacher ratio in core subjects	18.9 to 1	Up from 16.7 to 1	19.9 to 1	20.0 to 1
Prime instructional time	87.1%	Down from 87.9%	90.2%	90.5%
Opportunities in the arts	Good	No Change	Good	Good
SACS accreditation	No	No Change	Yes	Yes
Parents attending conferences	100.0%	Up from 93.9%	100.0%	100.0%
Character development program	Good	No Change	Excellent	Excellent
Dollars spent per pupil**	\$7,355	Down 17.9%	\$7,155	\$7,247
Percent of expenditures for instruction**	71.3%	Up from 70.5%	67.8%	68.2%
Percent of expenditures for teacher salaries**	69.5%	Up from 63.7%	65.8%	65.7%
ESEA composite index score	76.8	N/A	90.6	91.9

\* Length of contract = 185+ days.

\*\* Prior year audited financial data available.

## EVALUATION RESULTS

	Teachers	Students*	Parents*
Number of surveys returned	24	52	24
Percent satisfied with learning environment	95.8%	86.3%	95.8%
Percent satisfied with social and physical environment	91.7%	86.0%	100.0%
Percent satisfied with school-home relations	91.3%	90.2%	91.7%

\*Only students at the highest elementary school grade level at this school and their parents were included.

## REPORT OF PRINCIPAL AND SCHOOL IMPROVEMENT COUNCIL

Ben Hazel Primary is recognized by the SC State Department of Education as a two time Exemplary Writing and Red Carpet award winning school. We take great pride in our instructional practices and in our family friendly environment. It is our sincere desire to ignite a love of learning and a sense of self-worth in each student.

Our school follows a Response to Intervention (RTI) model. Our goal is to continuously evaluate and enhance our core curriculum to ensure our students perform at or above grade level. We universal screen and progress monitor to effectively analyze our students' performance. From this data we plan professional development and targeted interventions for students. We were selected by the SC State Department of Education to serve as a RTI demonstration site.

Our school also utilizes Positive Behavior Interventions and Supports to continuously encourage our students. Ben Hazel Primary's faculty is a community of learners. We dedicate time to professional development and collaboration to learn and apply research based best practices. During weekly grade-level collaboration, vertical meetings, weekly study groups, school leadership meetings and school intervention team meetings we have focused discussions about curriculum, assessments, data analysis, and interventions. In all academic disciplines teachers engage students through explicit, strategic teaching. In science we provide hands-on experiences. In the arts Ben Hazel Primary partnered with the Hampton County Arts Council for the production of Jungle Book at our annual dessert theater.

At Ben Hazel Primary we are a team, and we believe everyone has a vital role. We are fortunate to have as part of our team a dedicated faculty, many involved parents, an active PTO, and a committed School Improvement Council. Our Hampton One Board of Trustees, business partners, and other supportive community members also significantly contribute to our school's achievements. We are all devoted to helping our students reach their greatest potential.

Comprehensive detail, including definitions of ratings, performance criteria, and explanations of status, is available on [www.ed.sc.gov](http://www.ed.sc.gov) and [www.eoc.sc.gov](http://www.eoc.sc.gov) as well as school and school district websites.

Printed versions are available from school districts upon request.

### Abbreviations Key

N/A Not Applicable N/AV Not Available N/C Not Collected N/R Not Reported I/S Insufficient Sample TBD To be determined  
 NI Newly Identified CSI Continuing School Improvement CA Corrective Action RP Plan to Restructure R Restructure DELAY School Improvement Status HOLD School Improvement Status