



# SC Annual School Report Card Summary

Varnville Elementary School  
 Hampton One  
 Grades: PK-3 Enrollment: 344  
 Principal: Donna G. Kinard  
 Superintendent: Douglas E. McTeer, Jr.  
 Board Chair: Elizabeth Murdaugh

## PERFORMANCE

Comprehensive detail, including definitions of ratings, performance criteria, and explanations of status, is available on [www.ed.sc.gov](http://www.ed.sc.gov) and [www.eoc.sc.gov](http://www.eoc.sc.gov) as well as school and school district websites. Printed versions are available from school districts upon request.

YEAR	ABSOLUTE RATING	GROWTH RATING	PALMETTO GOLD AND SILVER AWARD		ESEA/FEDERAL ACCOUNTABILITY RATING SYSTEM	
			General Performance	Closing the Gap	ESEA Grade	Accountability Indicator
2012	Good	Below Average	TBD	TBD	A	Reward
2011	Good	Excellent	Gold	N/A	Met	N/A
2010	Average	Average	N/A	N/A	Met	CSI-DELAY

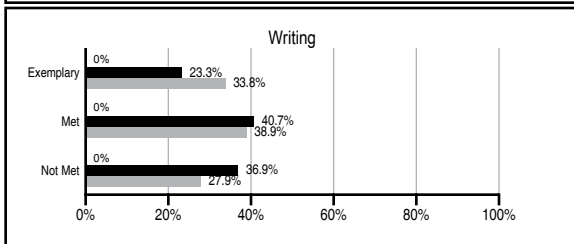
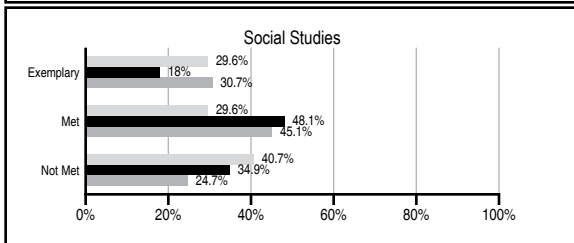
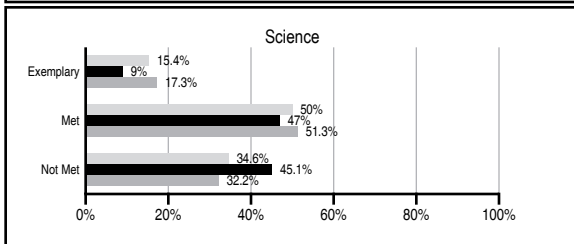
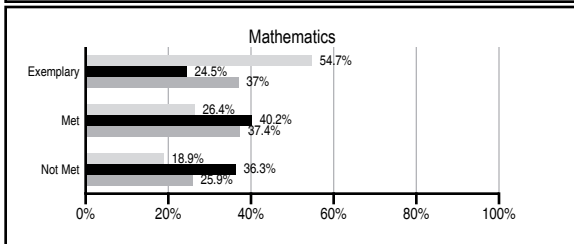
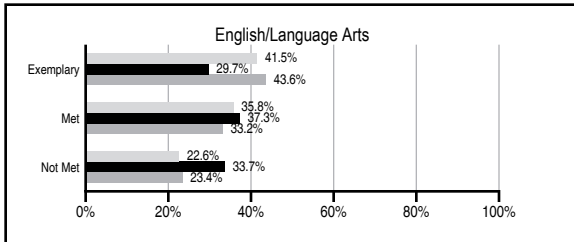
## ABSOLUTE RATINGS OF ELEMENTARY SCHOOLS WITH STUDENTS LIKE OURS\*

EXCELLENT	GOOD	AVERAGE	BELOW AVERAGE	AT-RISK
5	12	111	39	12

\* Ratings are calculated with data available by 11/07/2012. Schools with Students Like Ours are Elementary Schools with Poverty Indices of no more than 5% above or below the index for this school.

## PASS PERFORMANCE

Our School
  Elementary Schools with Students Like Ours
  Elementary schools statewide



## NAEP PERFORMANCE\*

\* Performance reported for SC and nation, data not available at school level. Percentages at NAEP Achievement Levels.



## SC PERFORMANCE VISION

*By 2020 all students will graduate with the knowledge and skills necessary to compete successfully in the global economy, participate in a democratic society and contribute positively as members of families and communities.*

### Abbreviations Key

N/A Not Applicable N/AV Not Available N/C Not Collected N/R Not Reported I/S Insufficient Sample TBD To be determined

# Varnville Elementary School [Hampton One]

## SCHOOL PROFILE

	Our School	Change from Last Year	Elementary Schools with Students Like Ours	Median Elementary School
<b>Students (n=344)</b>				
Retention rate	5.7%	Up from 2.1%	1.3%	1.0%
Attendance rate	95.9%	Down from 97.7%	96.3%	96.6%
Served by gifted and talented program	N/AV	N/AV	N/AV	N/AV
With disabilities other than speech	N/AV	N/AV	N/AV	N/AV
Older than usual for grade	N/AV	N/AV	N/AV	N/AV
Out-of-school suspensions or expulsions for violent and/or criminal offenses	0.0%	No Change	0.0%	0.0%
<b>Teachers (n=27)</b>				
Teachers with advanced degrees	63.0%	Up from 57.7%	61.1%	63.0%
Continuing contract teachers	N/AV	N/AV	N/AV	N/AV
Teachers returning from previous year	91.2%	Down from 94.7%	86.2%	88.7%
Teacher attendance rate	N/R	N/R	95.1%	95.1%
Average teacher salary*	\$45,175	Down 0.3%	\$45,360	\$47,210
Classes not taught by highly qualified teachers	0.0%	No Change	0.0%	0.0%
Professional development days/teacher	9.9 days	Up from 9.5 days	10.7 days	10.5 days
<b>School</b>				
Principal's years at school	8.0	Up from 7.0	4.0	4.0
Student-teacher ratio in core subjects	16.6 to 1	Up from 14.1 to 1	18.6 to 1	20.0 to 1
Prime instructional time	N/R	N/R	90.5%	90.5%
Opportunities in the arts	Good	No Change	Good	Good
SACS accreditation	No	No Change	Yes	Yes
Parents attending conferences	100.0%	Up from 94.6%	100.0%	100.0%
Character development program	Excellent	No Change	Excellent	Excellent
Dollars spent per pupil**	\$8,482	Up 4.3%	\$7,818	\$7,247
Percent of expenditures for instruction**	71.5%	Down from 72.4%	67.3%	68.2%
Percent of expenditures for teacher salaries**	67.7%	Down from 68.3%	63.6%	65.7%
ESEA composite index score	93.1	N/A	87.8	91.9

\* Length of contract = 185+ days.

\*\* Prior year audited financial data available.

## EVALUATION RESULTS

	Teachers	Students*	Parents*
Number of surveys returned	21	54	35
Percent satisfied with learning environment	95.2%	65.4%	84.8%
Percent satisfied with social and physical environment	95.2%	66.7%	76.5%
Percent satisfied with school-home relations	90.5%	71.7%	85.3%

\*Only students at the highest elementary school grade level at this school and their parents were included.

## REPORT OF PRINCIPAL AND SCHOOL IMPROVEMENT COUNCIL

Varnville Elementary School (VES) is so excited to share our great accomplishments for the 2011-2012 school year. Meeting Adequate Yearly Progress (AYP) for the second year in a row was one of the highlights of our year. We also had an absolute rating of GOOD and an improvement rating of EXCELLENT! This great improvement earned our school a Palmetto Gold Award.

We are a three-time Red Carpet School winner for continuing to provide a family-friendly environment. Beginning with our four district Child Development Educational Pilot Program classes we offer meaningful, educational opportunities for all students. Now in our 3rd year of Positive Behavior Interventions and Support (PBIS) we remain a PBIS "Ribbon" school. The school culture promotes positive reinforcement of the VES school-wide expectations. Our goal is to consistently teach proper procedures & behaviors rewarding students with 'positive bear paws' for their on-task behavior. VES started a summer reading and writing program and supplied every child with a journal.

As a school we participate in many service and community projects throughout the year giving our students the opportunity to learn the value of service to others. The third grade students presented a program and decorated the town's Christmas tree for Arbor Day. Students got to jump for the "Jump Rope For Heart (AHA) by making donations and learning about how this helps individuals with heart disease. The VES Relay for Life team raised over 2,700.00, and staff and students walked the track to help support this worthy cause. VES recognized our veterans on Veterans Day and the retirees of education in our district with a special luncheon in their honor.

"Cocky", the USC mascot, brought the Reading Express Program to VES and visited our kindergarten and first grade students to read, stress the importance of reading, and gave every child a book to take home. Ronald McDonald's traveling dental van came back to see students and teach them good habits for taking care of their teeth. A super dance program was performed by our second grade students under the direction of Mr. Karl Singletary, artist-in-residence. Mr. Buren Martin and the Baillie Players helped our students perform "Hansel and Gretel" and it was truly a hit with over 200 in attendance.

We continue to use data to drive our instruction and to help make decisions for what is best for our students. Through grade level weekly collaboration and on-going professional development we present and share information on best teaching strategies. Our two Master Teachers have helped our staff learn more about Common Core, and grow professionally in math and science. One MT received a science grant from Palmetto Electric Bright Ideas.

Our faculty includes 8 National Board Certified teachers. This wonderful staff helped our 2nd "Winter Fest" be an even better success than last year. The profit helped buy every teacher's wish list.

The commitment of our community, parents, students, SIC, PTO, and staff help every child reach their potential. "We do our best at VES...Read and Succeed!"

Sally V. Williams-SIC Chair  
Kinard-Principal

Donna G.

Comprehensive detail, including definitions of ratings, performance criteria, and explanations of status, is available on [www.ed.sc.gov](http://www.ed.sc.gov) and [www.eoc.sc.gov](http://www.eoc.sc.gov) as well as school and school district websites.

Printed versions are available from school districts upon request.

### Abbreviations Key

N/A Not Applicable N/AV Not Available N/C Not Collected N/R Not Reported I/S Insufficient Sample TBD To be determined

NI Newly Identified CSI Continuing School Improvement CA Corrective Action RP Plan to Restructure R Restructure DELAY School Improvement Status HOLD School Improvement Status