



SC Annual School Report Card Summary

**Brunson Elementary
Hampton One**
Grades: K-6 Enrollment: 179
Principal: Greg Ackerman
Superintendent: Douglas E. McTeer, Jr.
Board Chair: Elizabeth Murdaugh

PERFORMANCE

Comprehensive detail, including definitions of ratings, performance criteria, and explanations of status, is available on www.ed.sc.gov and www.eoc.sc.gov as well as school and school district websites. Printed versions are available from school districts upon request.

| YEAR | ABSOLUTE RATING | GROWTH RATING | PALMETTO GOLD AND SILVER AWARD | | ESEA/FEDERAL ACCOUNTABILITY RATING SYSTEM | |
|------|-----------------|---------------|--------------------------------|-----------------|---|--------------------------|
| | | | General Performance | Closing the Gap | ESEA Grade | Accountability Indicator |
| 2012 | Good | Excellent | TBD | TBD | A | Reward |
| 2011 | Average | Average | Silver | N/A | Not Met | N/A |
| 2010 | Average | Average | N/A | N/A | Met | N/A |

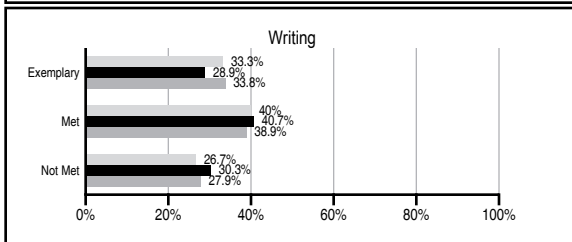
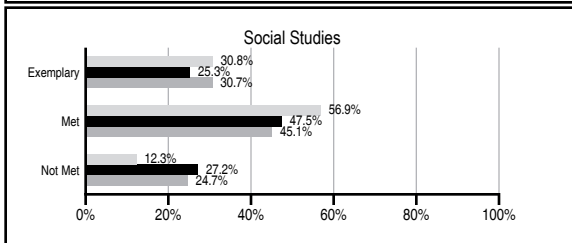
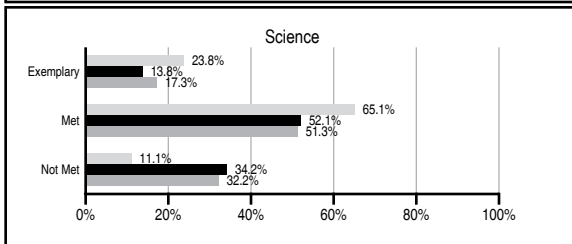
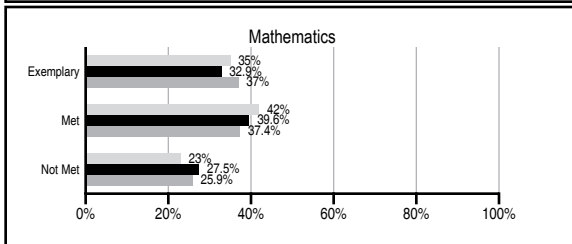
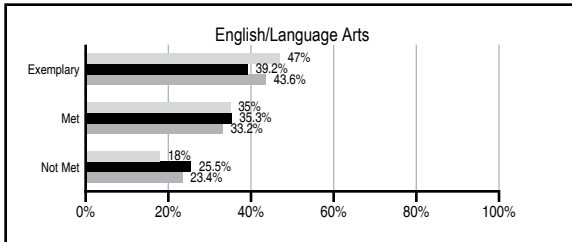
ABSOLUTE RATINGS OF ELEMENTARY SCHOOLS WITH STUDENTS LIKE OURS*

| EXCELLENT | GOOD | AVERAGE | BELOW AVERAGE | AT-RISK |
|-----------|------|---------|---------------|---------|
| 14 | 30 | 82 | 7 | 0 |

* Ratings are calculated with data available by 11/07/2012. Schools with Students Like Ours are Elementary Schools with Poverty Indices of no more than 5% above or below the index for this school.

PASS PERFORMANCE

Our School
 Elementary Schools with Students Like Ours
 Elementary schools statewide



NAEP PERFORMANCE*

* Performance reported for SC and nation, data not available at school level. Percentages at NAEP Achievement Levels.



SC PERFORMANCE VISION

By 2020 all students will graduate with the knowledge and skills necessary to compete successfully in the global economy, participate in a democratic society and contribute positively as members of families and communities.

Abbreviations Key

N/A Not Applicable N/AV Not Available N/C Not Collected N/R Not Reported I/S Insufficient Sample TBD To be determined

Brunson Elementary [Hampton One]

SCHOOL PROFILE

| | Our School | Change from Last Year | Elementary Schools with Students Like Ours | Median Elementary School |
|--|------------|-----------------------|--|--------------------------|
| Students (n=179) | | | | |
| Retention rate | 2.7% | Down from 3.4% | 1.3% | 1.0% |
| Attendance rate | 97.5% | Down from 98.8% | 96.3% | 96.6% |
| Served by gifted and talented program | N/AV | N/AV | N/AV | N/AV |
| With disabilities other than speech | N/AV | N/AV | N/AV | N/AV |
| Older than usual for grade | N/AV | N/AV | N/AV | N/AV |
| Out-of-school suspensions or expulsions for violent and/or criminal offenses | 0.0% | No Change | 0.0% | 0.0% |
| Teachers (n=13) | | | | |
| Teachers with advanced degrees | 69.2% | Down from 76.9% | 60.9% | 63.0% |
| Continuing contract teachers | N/AV | N/AV | N/AV | N/AV |
| Teachers returning from previous year | 90.8% | Down from 93.7% | 88.7% | 88.7% |
| Teacher attendance rate | 96.0% | Down from 96.2% | 94.8% | 95.1% |
| Average teacher salary* | \$46,105 | Down 0.9% | \$47,009 | \$47,210 |
| Classes not taught by highly qualified teachers | 12.9% | Up from 0.0% | 0.0% | 0.0% |
| Professional development days/teacher | 2.5 days | Down from 11.8 days | 10.8 days | 10.5 days |
| School | | | | |
| Principal's years at school | 1.0 | Down from 3.0 | 4.0 | 4.0 |
| Student-teacher ratio in core subjects | 16.0 to 1 | Down from 18.4 to 1 | 20.0 to 1 | 20.0 to 1 |
| Prime instructional time | 92.5% | No Change | 89.8% | 90.5% |
| Opportunities in the arts | Excellent | Up from Good | Good | Good |
| SACS accreditation | No | No Change | Yes | Yes |
| Parents attending conferences | 100.0% | Up from 99.0% | 100.0% | 100.0% |
| Character development program | Excellent | No Change | Excellent | Excellent |
| Dollars spent per pupil** | \$8,519 | Up 15.4% | \$7,307 | \$7,247 |
| Percent of expenditures for instruction** | 65.0% | Down from 65.5% | 67.8% | 68.2% |
| Percent of expenditures for teacher salaries** | 63.1% | Down from 63.7% | 65.0% | 65.7% |
| ESEA composite index score | 98.9 | N/A | 88.4 | 91.9 |

* Length of contract = 185+ days.

** Prior year audited financial data available.

EVALUATION RESULTS

| | Teachers | Students* | Parents* |
|--|----------|-----------|----------|
| Number of surveys returned | 16 | 25 | 24 |
| Percent satisfied with learning environment | 100.0% | 96.0% | 95.8% |
| Percent satisfied with social and physical environment | 100.0% | 88.0% | 100.0% |
| Percent satisfied with school-home relations | 100.0% | 96.0% | 95.8% |

*Only students at the highest elementary school grade level at this school and their parents were included.

REPORT OF PRINCIPAL AND SCHOOL IMPROVEMENT COUNCIL

2011 was another fantastic year for the teachers and students at Brunson Elementary. Brunson Elementary received the Palmetto Silver award for academic performance in 2011. Brunson Elementary students have traditionally done well in academics, and had a strong fine arts program, but the Arts in the Basic Curriculum grant has enabled our students to go beyond the typical elementary school fine arts curriculum. The ABC grant has helped us get artists-in-residence such as a contemporary dance teacher and drama instructors that direct productions like, "The Snow Queen" and "Wizard of Oz". Through the hard work of our dedicated teachers, students worked with dance and drama artists-in-residence on four theatrical productions. Our annual dessert theater is always an anticipated production with polished performances from our talented students. Brunson Elementary Steel Drum Band under the direction of our music teacher performed on a number of occasions, as well as the Brunson Elementary School Chorus. Hampton School District One was recently awarded a 21st Century After School Grant that provided additional funding for Brunson Elementary teachers to help tutor students before and after school. This grant enabled students to continue to participate in drama, chorus, music, art, and robotics after school, in addition to academic tutoring. During the tutoring sessions, students focused on the basic skills in Math and ELA for a better understanding of their class work, while furthering their academics. The Exxon/Mobile grant provided student incentives for things such as "Warrior Buck" celebrations. This positive behavior program focused on rewarding good behavior. Pizza, pencils, ribbons, stickers, and other incentives were available for students who did well in class. Brunson Elementary teachers received several Bright Ideas grants for math and science supplies. We are currently in the second year with the Teacher and Student Advancement Program and the teachers and students are becoming much more comfortable with this rigorous instructional approach. This research based program uses ongoing staff development of the best practices in education. Brunson Elementary is able to employ two Master teachers to constantly guide teachers in instruction and keep track of student achievement. Our PTO has been actively involved the entire school year and with numerous fund raising activities, such as the fall festival, we have been able to make improvements to the school. Just this past year a basketball court was added to the playground through the efforts of community and parent volunteers. One of the biggest reasons Brunson Elementary students have been so successful in academics and the arts is the continued support of local businesses and our parents.

Greg Ackerman, Principal
Staphne Wing, SIC Chair

Comprehensive detail, including definitions of ratings, performance criteria, and explanations of status, is available on www.ed.sc.gov and www.eoc.sc.gov as well as school and school district websites.

Printed versions are available from school districts upon request.

Abbreviations Key

N/A Not Applicable N/AV Not Available N/C Not Collected N/R Not Reported I/S Insufficient Sample TBD To be determined
NI Newly Identified CSI Continuing School Improvement CA Corrective Action RP Plan to Restructure R Restructure DELAY School Improvement Status HOLD School Improvement Status