



SC Annual School Report Card Summary

Ninety Six Elementary School
 Greenwood County School District 52
 Grades: 3-5 Enrollment: 362
 Principal: Jane T. Calhoun
 Superintendent: Dr. Mark Petersen
 Board Chair: Mr. Sam Corley

PERFORMANCE

Comprehensive detail, including definitions of ratings, performance criteria, and explanations of status, is available on www.ed.sc.gov and www.eoc.sc.gov as well as school and school district websites. Printed versions are available from school districts upon request.

YEAR	ABSOLUTE RATING	GROWTH RATING	PALMETTO GOLD AND SILVER AWARD		ESEA/FEDERAL ACCOUNTABILITY RATING SYSTEM	
			General Performance	Closing the Gap	ESEA Grade	Accountability Indicator
2012	Excellent	Excellent	TBD	TBD	A	Focus
2011	Excellent	Excellent	Gold	Silver	Met	N/A
2010	Excellent	Good	Gold	Silver	Met	N/A

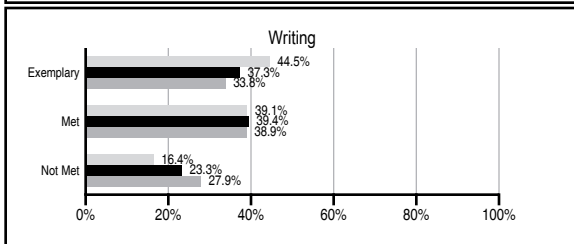
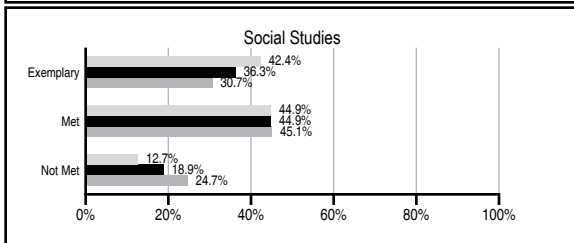
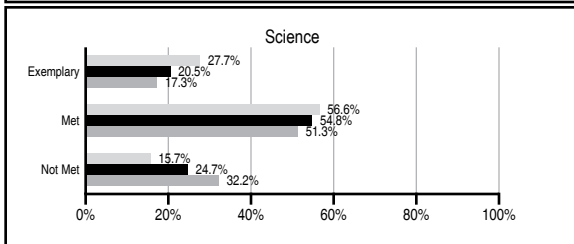
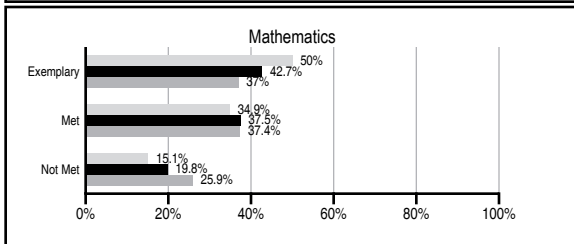
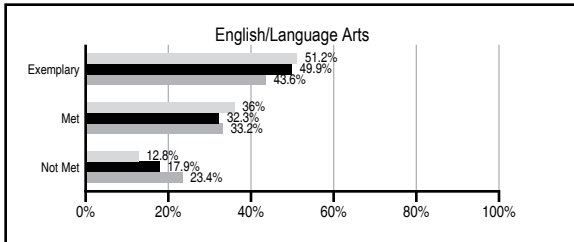
ABSOLUTE RATINGS OF ELEMENTARY SCHOOLS WITH STUDENTS LIKE OURS*

EXCELLENT	GOOD	AVERAGE	BELOW AVERAGE	AT-RISK
41	37	19	0	0

* Ratings are calculated with data available by 11/07/2012. Schools with Students Like Ours are Elementary Schools with Poverty Indices of no more than 5% above or below the index for this school.

PASS PERFORMANCE

Our School
 Elementary Schools with Students Like Ours
 Elementary schools statewide



NAEP PERFORMANCE*

* Performance reported for SC and nation, data not available at school level. Percentages at NAEP Achievement Levels.



SC PERFORMANCE VISION

By 2020 all students will graduate with the knowledge and skills necessary to compete successfully in the global economy, participate in a democratic society and contribute positively as members of families and communities.

Abbreviations Key

N/A Not Applicable N/AV Not Available N/C Not Collected N/R Not Reported I/S Insufficient Sample TBD To be determined

Ninety Six Elementary School
[Greenwood County School District 52]

SCHOOL PROFILE

	Our School	Change from Last Year	Elementary Schools with Students Like Ours	Median Elementary School
Students (n=362)				
Retention rate	0.6%	Up from 0.5%	0.9%	1.0%
Attendance rate	96.7%	Down from 96.8%	96.6%	96.6%
Served by gifted and talented program	N/AV	N/AV	N/AV	N/AV
With disabilities other than speech	N/AV	N/AV	N/AV	N/AV
Older than usual for grade	N/AV	N/AV	N/AV	N/AV
Out-of-school suspensions or expulsions for violent and/or criminal offenses	0.0%	No Change	0.0%	0.0%
Teachers (n=21)				
Teachers with advanced degrees	81.0%	Up from 71.4%	64.3%	63.0%
Continuing contract teachers	N/AV	N/AV	N/AV	N/AV
Teachers returning from previous year	96.8%	No Change	89.4%	88.7%
Teacher attendance rate	96.3%	Down from 96.4%	95.2%	95.1%
Average teacher salary*	\$48,118	Up 0.7%	\$48,432	\$47,210
Classes not taught by highly qualified teachers	0.0%	No Change	0.0%	0.0%
Professional development days/teacher	15.2 days	Up from 5.9 days	12.0 days	10.5 days
School				
Principal's years at school	12.0	Up from 11.0	5.0	4.0
Student-teacher ratio in core subjects	21.5 to 1	Down from 22.8 to 1	20.3 to 1	20.0 to 1
Prime instructional time	91.5%	Down from 92.5%	90.3%	90.5%
Opportunities in the arts	Good	No Change	Good	Good
SACS accreditation	Yes	No Change	Yes	Yes
Parents attending conferences	100.0%	No Change	100.0%	100.0%
Character development program	Excellent	No Change	Excellent	Excellent
Dollars spent per pupil**	\$6,729	Up 4.0%	\$6,848	\$7,247
Percent of expenditures for instruction**	65.2%	Up from 64.5%	67.9%	68.2%
Percent of expenditures for teacher salaries**	61.1%	Up from 59.0%	65.9%	65.7%
ESEA composite index score	90.4	N/A	94.3	91.9

* Length of contract = 185+ days.

** Prior year audited financial data available.

EVALUATION RESULTS

	Teachers	Students*	Parents*
Number of surveys returned	23	108	95
Percent satisfied with learning environment	100.0%	87.0%	94.6%
Percent satisfied with social and physical environment	100.0%	80.6%	90.5%
Percent satisfied with school-home relations	100.0%	89.8%	89.5%

*Only students at the highest elementary school grade level at this school and their parents were included.

REPORT OF PRINCIPAL AND SCHOOL IMPROVEMENT COUNCIL

The 2011-2012 school year was filled with recognitions and activities at Ninety Six Elementary School as we completed another successful academic year. We were nominated as one of three Title 1 Distinguished Schools from across the state, and our support staff represented our school at the Title 1 Conference in Myrtle Beach in the fall. During second semester, NSES received a 2011 Palmetto Gold Award for General Performance and a Palmetto Silver Award for Closing the Achievement Gap. How exciting to be recognized with those awards! We feel the awards indicate that we have a dedicated faculty/staff, hard-working students, supportive parents, and a wonderful school and district. This was our second year implementing the Positive Behavior Interventions and Supports (PBIS), and we continued to see school-wide improvement in behavior and academics. As NSES "Lions That ROAR", we support our students as they learn to be Respectful, On Task, Always Prepared, and Responsible. A faith-based "Good News Club" was started in the fall, and the weekly after school program served an average of 45 students during the school year. Students participated in several service-oriented projects, including: collecting 2,522+ food items for the local Food Bank, raising over \$7,000 for Jump Rope/Hoops for Heart, and raising over \$10,000 for Relay for Life! Our students also participated in Invention Convention, art showcases, Honors Chorus, and in SPLASH!, our 5th grade water safety program. Our faculty and staff had a very busy year of Professional Development. We were trained and began completing lesson plans in Curriculator, an on-line lesson plan program. 4th and 5th grade teachers completed Curriculum Mapping for their grade levels, and each grade level continued to plan together for instruction. During second semester, teachers attended weekly IB training with our District IB Coordinator, and several teams of teachers attended IB training off-site throughout the school year. Many teachers attended Common Core Standards Training, and most will also be involved in CCS training during the summer. As we reflect on the 2011-2012 school year, it was truly a busy year with many accomplishments. Our teachers are committed to excellence in all that they do. Parental support is a key factor in our successes, and their expectations of their children help us to be great. Our students are the best, and we are proud of their accomplishments!

Jane T. Calhoun, Principal
 Janet Shay, SIC/PTO

Comprehensive detail, including definitions of ratings, performance criteria, and explanations of status, is available on www.ed.sc.gov and www.eoc.sc.gov as well as school and school district websites.

Printed versions are available from school districts upon request.

Abbreviations Key

N/A Not Applicable N/AV Not Available N/C Not Collected N/R Not Reported I/S Insufficient Sample TBD To be determined

NI Newly Identified CSI Continuing School Improvement CA Corrective Action RP Plan to Restructure R Restructure DELAY School Improvement Status HOLD School Improvement Status