



SC Annual School Report Card Summary

Ware Shoals Primary School

Greenwood 51

Grades: PK-3

Enrollment: 338

Principal: Dan Crockett

Superintendent: Fay S. Sprouse, PhD

Board Chair: Mr. Mark Lowe

PERFORMANCE

Comprehensive detail, including definitions of ratings, performance criteria, and explanations of status, is available on www.ed.sc.gov and www.eoc.sc.gov as well as school and school district websites. Printed versions are available from school districts upon request.

YEAR	ABSOLUTE RATING	GROWTH RATING	PALMETTO GOLD AND SILVER AWARD		ESEA/FEDERAL ACCOUNTABILITY RATING SYSTEM	
			General Performance	Closing the Gap	ESEA Grade	Accountability Indicator
2012	Excellent	Excellent	TBD	TBD	A	Reward
2011	Excellent	Average	Gold	N/A	Met	N/A
2010	Good	Below Average	N/A	N/A	Met	N/A

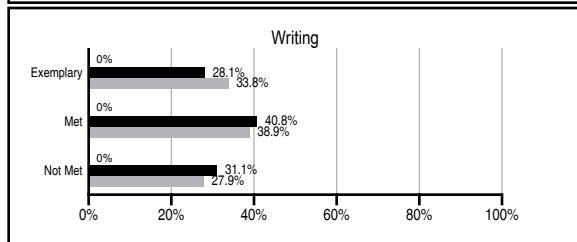
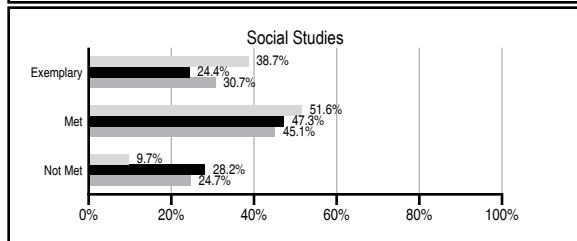
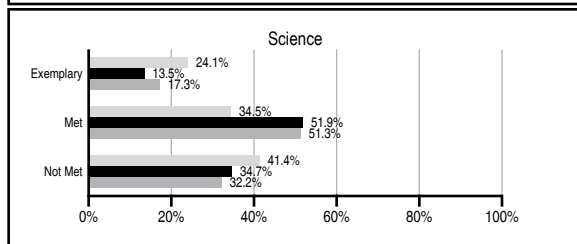
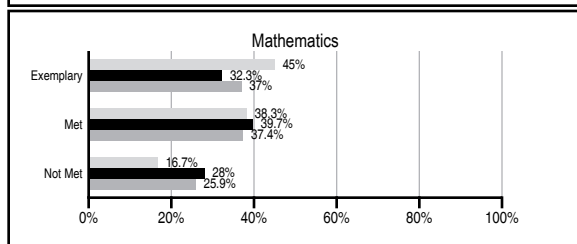
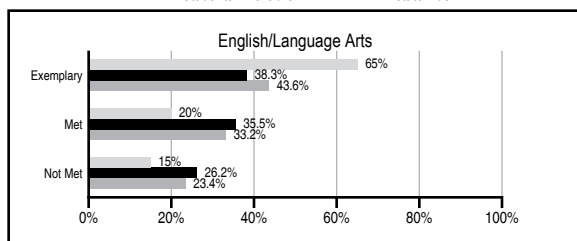
ABSOLUTE RATINGS OF ELEMENTARY SCHOOLS WITH STUDENTS LIKE OURS*

EXCELLENT	GOOD	AVERAGE	BELOW AVERAGE	AT-RISK
12	28	84	9	0

* Ratings are calculated with data available by 11/07/2012. Schools with Students Like Ours are Elementary Schools with Poverty Indices of no more than 5% above or below the index for this school.




PASS PERFORMANCE

Our School Elementary Schools with Students Like Ours Elementary schools statewide



NAEP PERFORMANCE*

* Performance reported for SC and nation, data not available at school level. Percentages at NAEP Achievement Levels.



SC PERFORMANCE VISION

By 2020 all students will graduate with the knowledge and skills necessary to compete successfully in the global economy, participate in a democratic society and contribute positively as members of families and communities.

Abbreviations Key

N/A Not Applicable N/AV Not Available N/C Not Collected N/R Not Reported I/S Insufficient Sample TBD To be determined

Ware Shoals Primary School [Greenwood 51]

SCHOOL PROFILE

	Our School	Change from Last Year	Elementary Schools with Students Like Ours	Median Elementary School
Students (n=338)				
Retention rate	2.5%	Up from 1.9%	1.3%	1.0%
Attendance rate	96.4%	Up from 96.0%	96.3%	96.6%
Served by gifted and talented program	N/AV	N/AV	N/AV	N/AV
With disabilities other than speech	N/AV	N/AV	N/AV	N/AV
Older than usual for grade	N/AV	N/AV	N/AV	N/AV
Out-of-school suspensions or expulsions for violent and/or criminal offenses	0.0%	No Change	0.0%	0.0%
Teachers (n=24)				
Teachers with advanced degrees	62.5%	No Change	60.4%	63.0%
Continuing contract teachers	N/AV	N/AV	N/AV	N/AV
Teachers returning from previous year	94.1%	Down from 94.3%	88.7%	88.7%
Teacher attendance rate	95.3%	Down from 95.5%	94.7%	95.1%
Average teacher salary*	\$43,981	Up 1.9%	\$46,974	\$47,210
Classes not taught by highly qualified teachers	0.0%	No Change	0.0%	0.0%
Professional development days/teacher	6.8 days	Up from 6.6 days	10.8 days	10.5 days
School				
Principal's years at school	1.0	Down from 4.0	4.0	4.0
Student-teacher ratio in core subjects	24.8 to 1	Up from 12.4 to 1	20.0 to 1	20.0 to 1
Prime instructional time	90.8%	Up from 90.4%	89.7%	90.5%
Opportunities in the arts	Good	No Change	Good	Good
SACS accreditation	No	No Change	Yes	Yes
Parents attending conferences	100.0%	No Change	100.0%	100.0%
Character development program	Average	Down from Good	Excellent	Excellent
Dollars spent per pupil**	\$8,294	Down 4.7%	\$7,307	\$7,247
Percent of expenditures for instruction**	66.5%	No Change	67.7%	68.2%
Percent of expenditures for teacher salaries**	64.2%	Up from 59.7%	65.0%	65.7%
ESEA composite index score	91.4	N/A	88.4	91.9

* Length of contract = 185+ days.
** Prior year audited financial data available.

EVALUATION RESULTS

	Teachers	Students*	Parents*
Number of surveys returned	23	56	32
Percent satisfied with learning environment	95.7%	87.0%	87.5%
Percent satisfied with social and physical environment	100.0%	85.5%	90.6%
Percent satisfied with school-home relations	87.0%	85.5%	83.9%

*Only students at the highest elementary school grade level at this school and their parents were included.

REPORT OF PRINCIPAL AND SCHOOL IMPROVEMENT COUNCIL

What an exciting time for Ware Shoals Primary School!

We are thrilled to be recognized as a South Carolina Palmetto Gold school for outstanding academic achievement. The commitment in tailoring instruction to meet the needs of every child has played a large role in our success. Although we celebrate the honor, we continually seek ways to improve our instruction and provide the optimal learning experience for the children in our community.

Yearlong professional development on Curriculum Mapping has enabled our faculty to begin to align content and ensure standards are taught at the proper cognitive levels. Our State's adoption of Common Core Standards appears to have an increase in rigor and we expect our students to respond positively to the higher expectations. We continually strive to instill strong character in every child as evidenced by our PBIS initiative. It is critical to celebrate positive student behavior and foster a climate of mutual respect for each other as this will prepare our students for life outside of education. We are truly fortunate to have the support from students, parents, and our community allowing us to fulfill our district motto, "Learning, Serving, and Leading".

Daniel Crockett, Principal
Shawn Davenport, SIC Chairman

Comprehensive detail, including definitions of ratings, performance criteria, and explanations of status, is available on www.ed.sc.gov and www.eoc.sc.gov as well as school and school district websites.

Printed versions are available from school districts upon request.