



# SC Annual School Report Card Summary

Springfield Elementary School  
 Greenwood School District 50  
 Grades: K-5 Enrollment: 548  
 Principal: Alyson Perrin  
 Superintendent: Darrell Johnson  
 Board Chair: Shell Dula

## PERFORMANCE

Comprehensive detail, including definitions of ratings, performance criteria, and explanations of status, is available on [www.ed.sc.gov](http://www.ed.sc.gov) and [www.eoc.sc.gov](http://www.eoc.sc.gov) as well as school and school district websites. Printed versions are available from school districts upon request.

YEAR	ABSOLUTE RATING	GROWTH RATING	PALMETTO GOLD AND SILVER AWARD		ESEA/FEDERAL ACCOUNTABILITY RATING SYSTEM	
			General Performance	Closing the Gap	ESEA Grade	Accountability Indicator
2012	Good	Good	TBD	TBD	B	Focus
2011	Good	Good	Silver	N/A	Not Met	N/A
2010	Average	Good	Silver	N/A	Met	N/A

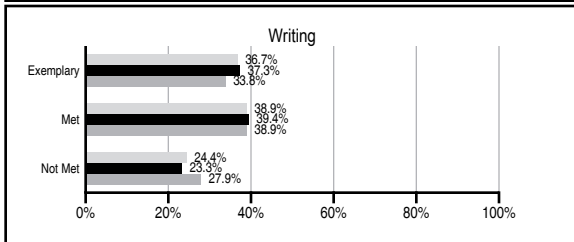
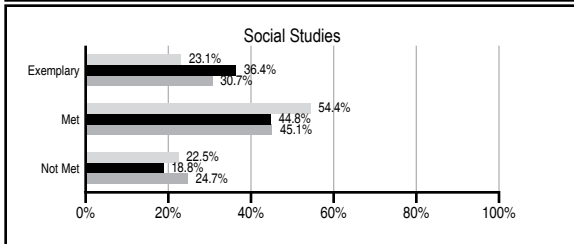
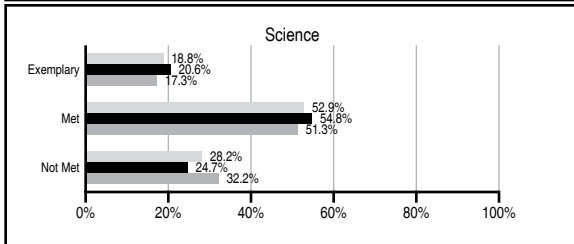
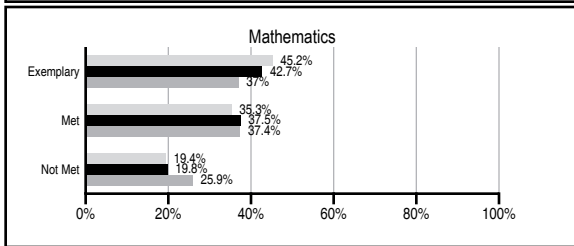
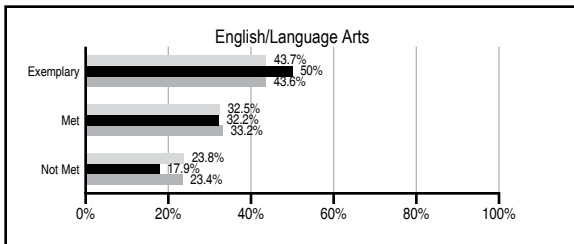
## ABSOLUTE RATINGS OF ELEMENTARY SCHOOLS WITH STUDENTS LIKE OURS\*

EXCELLENT	GOOD	AVERAGE	BELOW AVERAGE	AT-RISK
41	36	19	0	0

\* Ratings are calculated with data available by 11/07/2012. Schools with Students Like Ours are Elementary Schools with Poverty Indices of no more than 5% above or below the index for this school.

## PASS PERFORMANCE

Our School
  Elementary Schools with Students Like Ours
  Elementary schools statewide



## NAEP PERFORMANCE\*

\* Performance reported for SC and nation, data not available at school level. Percentages at NAEP Achievement Levels.



## SC PERFORMANCE VISION

*By 2020 all students will graduate with the knowledge and skills necessary to compete successfully in the global economy, participate in a democratic society and contribute positively as members of families and communities.*

### Abbreviations Key

N/A Not Applicable N/AV Not Available N/C Not Collected N/R Not Reported I/S Insufficient Sample TBD To be determined

**Springfield Elementary School**  
**[Greenwood School District 50]**

**SCHOOL PROFILE**

	Our School	Change from Last Year	Elementary Schools with Students Like Ours	Median Elementary School
<b>Students (n=548)</b>				
Retention rate	0.7%	Up from 0.4%	0.9%	1.0%
Attendance rate	96.7%	Up from 96.4%	96.6%	96.6%
Served by gifted and talented program	N/AV	N/AV	N/AV	N/AV
With disabilities other than speech	N/AV	N/AV	N/AV	N/AV
Older than usual for grade	N/AV	N/AV	N/AV	N/AV
Out-of-school suspensions or expulsions for violent and/or criminal offenses	0.0%	No Change	0.0%	0.0%
<b>Teachers (n=33)</b>				
Teachers with advanced degrees	63.6%	Down from 64.7%	64.0%	63.0%
Continuing contract teachers	N/AV	N/AV	N/AV	N/AV
Teachers returning from previous year	85.4%	Up from 81.8%	89.4%	88.7%
Teacher attendance rate	91.7%	Down from 93.5%	95.1%	95.1%
Average teacher salary*	\$47,836	Down 1.3%	\$48,499	\$47,210
Classes not taught by highly qualified teachers	0.0%	No Change	0.0%	0.0%
Professional development days/teacher	12.0 days	Up from 10.1 days	11.9 days	10.5 days
<b>School</b>				
Principal's years at school	2.0	Up from 1.0	5.0	4.0
Student-teacher ratio in core subjects	22.3 to 1	Up from 20.0 to 1	20.3 to 1	20.0 to 1
Prime instructional time	87.5%	Down from 89.4%	90.3%	90.5%
Opportunities in the arts	Good	No Change	Good	Good
SACS accreditation	Yes	No Change	Yes	Yes
Parents attending conferences	98.0%	Down from 99.9%	100.0%	100.0%
Character development program	Excellent	Up from Good	Excellent	Excellent
Dollars spent per pupil**	\$6,549	Down 1.7%	\$6,862	\$7,247
Percent of expenditures for instruction**	69.1%	Up from 67.9%	68.0%	68.2%
Percent of expenditures for teacher salaries**	66.8%	Up from 65.0%	66.1%	65.7%
ESEA composite index score	87.9	N/A	94.5	91.9

\* Length of contract = 185+ days.

\*\* Prior year audited financial data available.

**REPORT OF PRINCIPAL AND SCHOOL IMPROVEMENT COUNCIL**

Springfield Elementary School is a school committed to preparing every student for tomorrow's world. Our students are at the forefront of all of our decisions. During this year, Ms. Abby Cantrell was selected as our Teacher of the Year. We received the Palmetto Silver Award for academic achievement. We continued our implementation of PBIS this year. It has proven to be successful in many ways. Our discipline has drastically decreased and our students are excited about receiving recognition for demonstrating the expectations. We were recognized as a South Carolina PBIS ribbon and banner school.

Our school could not be as successful without the many parent and community volunteers. These volunteers are active in the day to day school events as well as those events held after hours, which include Academic Nights, Books and Breakfast, Grandparent's Day, Food Lion Math Night, PTO, Kiwanis Club Terrific Kid, Field Day, Veteran's Day program, and many more. Our students benefit greatly from these partnerships.

Our teachers use technology throughout the curriculum. This year we implemented a variety of new programs that are tied to technology. Compass Learning, Accelerated Math, and Accelerated Reader are just a few of the new programs we have added to our curriculum. We know that these programs will continue to enhance our student learning. We will continue with professional development in this area in order to grow with the ever changing technology.

The faculty and staff of Springfield are motivated and determined to meet the needs of all students. We continue to research and participate in professional development so that we can engage our students in meaningful instruction. We want to motivate each of our students to do their best and meet their goals.

Alyson Perrin, Principal  
 □ Jasper Powell, SIC Chairman

**EVALUATION RESULTS**

	Teachers	Students*	Parents*
Number of surveys returned	34	83	48
Percent satisfied with learning environment	100.0%	91.5%	93.6%
Percent satisfied with social and physical environment	100.0%	91.5%	78.7%
Percent satisfied with school-home relations	100.0%	90.2%	81.3%

\*Only students at the highest elementary school grade level at this school and their parents were included.

Comprehensive detail, including definitions of ratings, performance criteria, and explanations of status, is available on [www.ed.sc.gov](http://www.ed.sc.gov) and [www.eoc.sc.gov](http://www.eoc.sc.gov) as well as school and school district websites.

Printed versions are available from school districts upon request.

**Abbreviations Key**

N/A Not Applicable N/AV Not Available N/C Not Collected N/R Not Reported I/S Insufficient Sample TBD To be determined  
 NI Newly Identified CSI Continuing School Improvement CA Corrective Action RP Plan to Restructure R Restructure DELAY School Improvement Status HOLD School Improvement Status