



SC Annual School Report Card Summary

Hodges Elementary School
 Greenwood School District 50
 Grades: K-5 Enrollment: 245
 Principal: Roger Richburg
 Superintendent: Darrell Johnson
 Board Chair: Shell Dula

PERFORMANCE

Comprehensive detail, including definitions of ratings, performance criteria, and explanations of status, is available on www.ed.sc.gov and www.eoc.sc.gov as well as school and school district websites. Printed versions are available from school districts upon request.

YEAR	ABSOLUTE RATING	GROWTH RATING	PALMETTO GOLD AND SILVER AWARD		ESEA/FEDERAL ACCOUNTABILITY RATING SYSTEM	
			General Performance	Closing the Gap	ESEA Grade	Accountability Indicator
2012	Good	Good	TBD	TBD	A	N/A
2011	Good	Good	Silver	N/A	Met	N/A
2010	Average	Good	Silver	N/A	Met	N/A

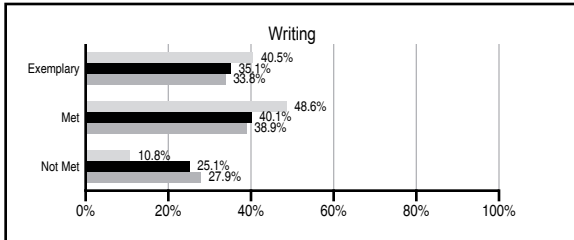
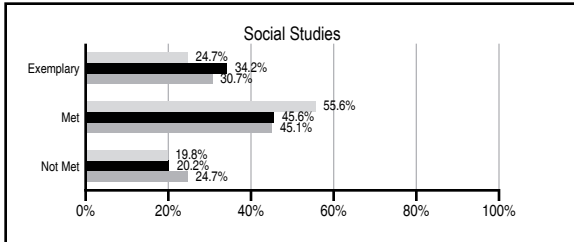
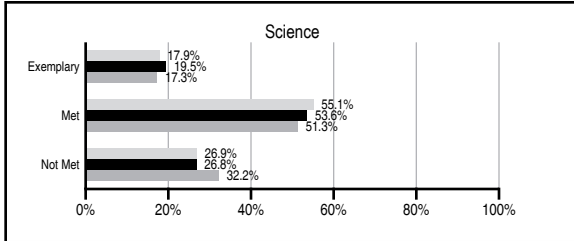
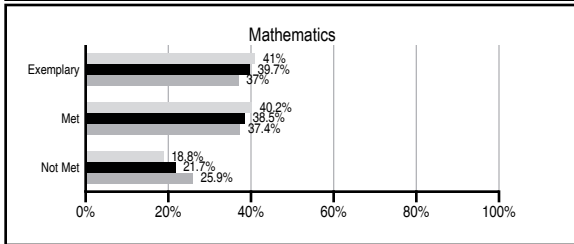
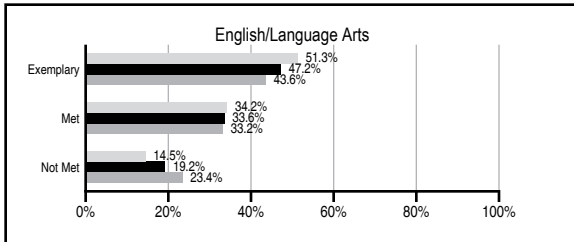
ABSOLUTE RATINGS OF ELEMENTARY SCHOOLS WITH STUDENTS LIKE OURS*

EXCELLENT	GOOD	AVERAGE	BELOW AVERAGE	AT-RISK
29	42	26	0	0

* Ratings are calculated with data available by 11/07/2012. Schools with Students Like Ours are Elementary Schools with Poverty Indices of no more than 5% above or below the index for this school.

PASS PERFORMANCE

Our School
 Elementary Schools with Students Like Ours
 Elementary schools statewide



NAEP PERFORMANCE*

* Performance reported for SC and nation, data not available at school level. Percentages at NAEP Achievement Levels.



SC PERFORMANCE VISION

By 2020 all students will graduate with the knowledge and skills necessary to compete successfully in the global economy, participate in a democratic society and contribute positively as members of families and communities.

Abbreviations Key

N/A Not Applicable N/AV Not Available N/C Not Collected N/R Not Reported I/S Insufficient Sample TBD To be determined

Hodges Elementary School [Greenwood School District

SCHOOL PROFILE

	Our School	Change from Last Year	Elementary Schools with Students Like Ours	Median Elementary School
Students (n=245)				
Retention rate	0.4%	Down from 2.9%	1.0%	1.0%
Attendance rate	96.4%	Down from 96.5%	96.5%	96.6%
Served by gifted and talented program	N/AV	N/AV	N/AV	N/AV
With disabilities other than speech	N/AV	N/AV	N/AV	N/AV
Older than usual for grade	N/AV	N/AV	N/AV	N/AV
Out-of-school suspensions or expulsions for violent and/or criminal offenses	0.0%	No Change	0.0%	0.0%
Teachers (n=16)				
Teachers with advanced degrees	50.0%	Up from 46.2%	62.2%	63.0%
Continuing contract teachers	N/AV	N/AV	N/AV	N/AV
Teachers returning from previous year	72.4%	Down from 80.8%	89.4%	88.7%
Teacher attendance rate	94.1%	Down from 96.6%	95.1%	95.1%
Average teacher salary*	\$50,337	Up 1.0%	\$47,836	\$47,210
Classes not taught by highly qualified teachers	0.0%	No Change	0.0%	0.0%
Professional development days/teacher	14.4 days	Down from 15.9 days	11.2 days	10.5 days
School				
Principal's years at school	5.0	Up from 4.0	5.0	4.0
Student-teacher ratio in core subjects	20.3 to 1	Up from 16.3 to 1	20.2 to 1	20.0 to 1
Prime instructional time	88.3%	Down from 90.9%	90.2%	90.5%
Opportunities in the arts	Good	No Change	Good	Good
SACS accreditation	Yes	No Change	Yes	Yes
Parents attending conferences	100.0%	Up from 99.3%	100.0%	100.0%
Character development program	Excellent	No Change	Excellent	Excellent
Dollars spent per pupil**	\$9,392	Up 1.5%	\$6,693	\$7,247
Percent of expenditures for instruction**	65.5%	Down from 65.8%	68.8%	68.2%
Percent of expenditures for teacher salaries**	60.6%	Down from 62.4%	66.3%	65.7%
ESEA composite index score	97.3	N/A	93.8	91.9

* Length of contract = 185+ days.

** Prior year audited financial data available.

EVALUATION RESULTS

	Teachers	Students*	Parents*
Number of surveys returned	14	40	34
Percent satisfied with learning environment	100.0%	97.5%	91.2%
Percent satisfied with social and physical environment	92.3%	95.0%	94.1%
Percent satisfied with school-home relations	92.3%	92.5%	97.1%

*Only students at the highest elementary school grade level at this school and their parents were included.

REPORT OF PRINCIPAL AND SCHOOL IMPROVEMENT COUNCIL

The mission of Hodges Elementary School is to provide all students with a quality education that promotes responsible life-long learning to become self-reliant citizens. The entire Hodges Elementary School Family has worked to continue this mission during the 2011-2012 school year.

Teachers participated in professional development throughout the year to improve their authentic engagement skills. Lessons were designed to create excitement and to motivate students. SMART Board Training was updated and additional lessons were added to the current curriculum.

Balanced Literacy continued to be the focus of our ELA Curriculum and we continued to experience success. Instruction in our mathematics lab provided our students with a better understanding of mathematics operations. Social Studies and Science manipulatives were updated to encourage deeper levels of understanding and enthusiastic participation. Data was used to make improvements in instructional practices.

Initiatives to support life-long learning were our drill team, Grandparent's Day, MAP Celebrations, PBIS Celebrations, test talks, fall conference nights, PTO meetings, Hodges Has Talent student performances, Art displays and Schoolwide Planning Meetings. Students, parents, teachers, and community members participated in fundraisers for the United Way, the American Cancer Society, the March of Dimes, and various other PTO fundraising activities. The Hodges Elementary Family exceeded its goals during all campaigns.

Hodges Elementary has established the Greenwood School of Inquiry-a school wide initiative-which was implemented during the 2011-2012 school year. State academic standards for English language arts, math, science, and social studies were taught in an environment that embraced authentic investigations and project-based learning. Research, data, and technology were used as primary learning tools. All GSI teachers received professional development that supported the Greenwood School of Inquiry.

At Hodges Elementary-a Silver Award Winning School-our administrators, faculty, staff, parents, students, and community stakeholders share in the responsibility of providing a student-centered supportive learning environment.

Roger Richburg, Principal
Michael George, School Improvement Council Chair

Comprehensive detail, including definitions of ratings, performance criteria, and explanations of status, is available on www.ed.sc.gov and www.eoc.sc.gov as well as school and school district websites.

Printed versions are available from school districts upon request.

Abbreviations Key

N/A Not Applicable N/AV Not Available N/C Not Collected N/R Not Reported I/S Insufficient Sample TBD To be determined
NI Newly Identified CSI Continuing School Improvement CA Corrective Action RP Plan to Restructure R Restructure DELAY School Improvement Status HOLD School Improvement Status