

# SC Annual School Report Card Summary

Pinecrest Elementary School  
 Greenwood School District 50  
 Grades: K-5 Enrollment: 526  
 Principal: Susan H. Buchanan  
 Superintendent: Darrell Johnson  
 Board Chair: Shell Dula

## PERFORMANCE

Comprehensive detail, including definitions of ratings, performance criteria, and explanations of status, is available on [www.ed.sc.gov](http://www.ed.sc.gov) and [www.eoc.sc.gov](http://www.eoc.sc.gov) as well as school and school district websites. Printed versions are available from school districts upon request.

YEAR	ABSOLUTE RATING	GROWTH RATING	PALMETTO GOLD AND SILVER AWARD		ESEA/FEDERAL ACCOUNTABILITY RATING SYSTEM	
			General Performance	Closing the Gap	ESEA Grade	Accountability Indicator
2012	Good	Good	TBD	TBD	A	N/A
2011	Good	Good	Silver	N/A	Not Met	N/A
2010	Good	Good	Silver	N/A	Met	N/A

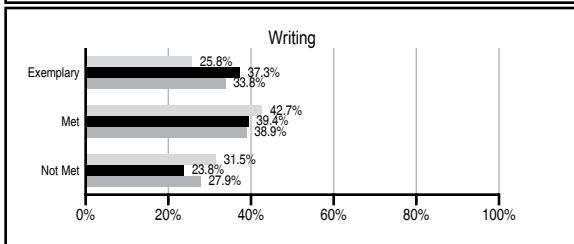
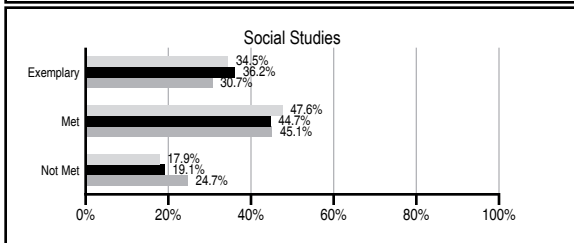
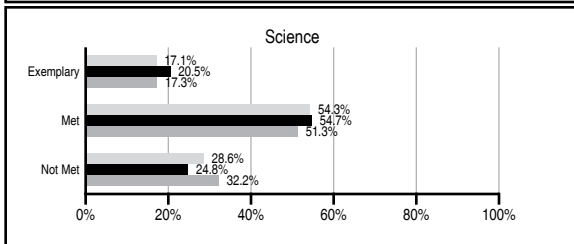
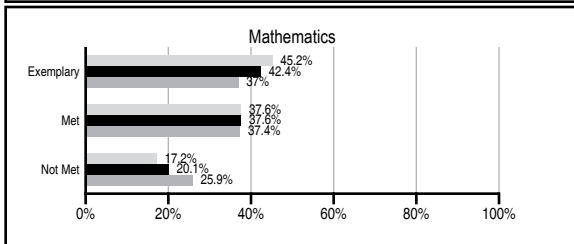
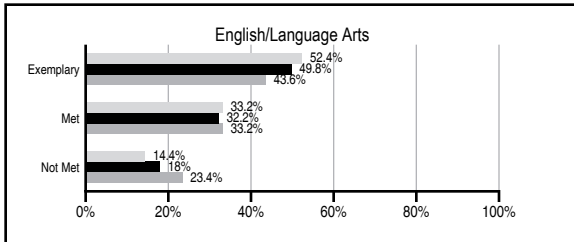
## ABSOLUTE RATINGS OF ELEMENTARY SCHOOLS WITH STUDENTS LIKE OURS\*

EXCELLENT	GOOD	AVERAGE	BELOW AVERAGE	AT-RISK
40	36	20	0	0

\* Ratings are calculated with data available by 11/07/2012. Schools with Students Like Ours are Elementary Schools with Poverty Indices of no more than 5% above or below the index for this school.


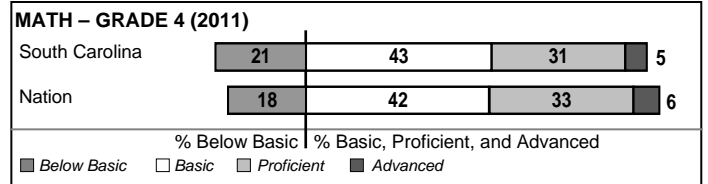
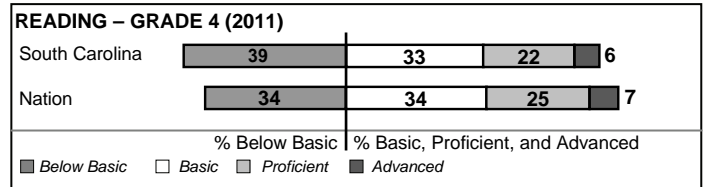
## PASS PERFORMANCE

Our School
  Elementary Schools with Students Like Ours
  Elementary schools statewide



## NAEP PERFORMANCE\*

\* Performance reported for SC and nation, data not available at school level. Percentages at NAEP Achievement Levels.



## SC PERFORMANCE VISION

*By 2020 all students will graduate with the knowledge and skills necessary to compete successfully in the global economy, participate in a democratic society and contribute positively as members of families and communities.*

### Abbreviations Key

N/A Not Applicable N/AV Not Available N/C Not Collected N/R Not Reported I/S Insufficient Sample TBD To be determined

**Pinecrest Elementary School  
[Greenwood School District 50]**

**SCHOOL PROFILE**

	Our School	Change from Last Year	Elementary Schools with Students Like Ours	Median Elementary School
<b>Students (n=526)</b>				
Retention rate	0.0%	Down from 0.4%	0.9%	1.0%
Attendance rate	97.2%	Up from 96.9%	96.6%	96.6%
Served by gifted and talented program	N/AV	N/AV	N/AV	N/AV
With disabilities other than speech	N/AV	N/AV	N/AV	N/AV
Older than usual for grade	N/AV	N/AV	N/AV	N/AV
Out-of-school suspensions or expulsions for violent and/or criminal offenses	0.0%	No Change	0.0%	0.0%
<b>Teachers (n=35)</b>				
Teachers with advanced degrees	74.3%	Down from 78.1%	63.6%	63.0%
Continuing contract teachers	N/AV	N/AV	N/AV	N/AV
Teachers returning from previous year	86.2%	Up from 85.4%	89.8%	88.7%
Teacher attendance rate	90.0%	Down from 97.3%	95.2%	95.1%
Average teacher salary*	\$49,272	Up 0.9%	\$48,499	\$47,210
Classes not taught by highly qualified teachers	0.0%	No Change	0.0%	0.0%
Professional development days/teacher	8.7 days	Down from 9.3 days	11.9 days	10.5 days
<b>School</b>				
Principal's years at school	5.0	Up from 4.0	5.0	4.0
Student-teacher ratio in core subjects	20.0 to 1	Down from 20.5 to 1	20.3 to 1	20.0 to 1
Prime instructional time	86.3%	Down from 93.9%	90.3%	90.5%
Opportunities in the arts	Good	No Change	Good	Good
SACS accreditation	Yes	No Change	Yes	Yes
Parents attending conferences	99.0%	Down from 99.3%	100.0%	100.0%
Character development program	Excellent	Up from Good	Excellent	Excellent
Dollars spent per pupil**	\$6,848	Down 5.2%	\$6,862	\$7,247
Percent of expenditures for instruction**	70.9%	Up from 70.8%	68.0%	68.2%
Percent of expenditures for teacher salaries**	68.3%	Down from 68.4%	66.1%	65.7%
ESEA composite index score	95.3	N/A	94.1	91.9

\* Length of contract = 185+ days.

\*\* Prior year audited financial data available.

**EVALUATION RESULTS**

	Teachers	Students*	Parents*
Number of surveys returned	36	84	54
Percent satisfied with learning environment	100.0%	84.5%	92.6%
Percent satisfied with social and physical environment	100.0%	81.0%	88.9%
Percent satisfied with school-home relations	97.1%	92.9%	92.6%

\*Only students at the highest elementary school grade level at this school and their parents were included.

**REPORT OF PRINCIPAL AND SCHOOL IMPROVEMENT COUNCIL**

The mission of Pinecrest Elementary School is to provide quality and engaging educational opportunities where all students learn and grow in a positive, respectful environment. The combined efforts of our students, teachers, staff, parents, and community members make our school a great place to grow.

We are proud of the many opportunities students have at our school. Students have the opportunity to participate in many service learning projects such as Recycling, United Way, Relay for Life, and canned food drive for The Salvation Army. Students also participate in a variety of activities such as chorus, drama club, Pinecrest Day, carnival, Junior Master Gardeners, Art in the Afternoon, Career Day, Veteran's Day, Lander Performing Arts Series, family reading nights, grade level parent involvement activities, GATAS Mini-Mall, Student Council, and a fall reading celebration.

Students have the opportunity to excel academically and be authentically engaged through opportunities such as Science note booking, Brain Boosters, GATAS, Balanced Literacy, SMART Board activities, math and literacy workstations, RTI, Science labs, and Accelerated Reader. Academic achievement is recognized through various awards programs each nine weeks.

Character Education is emphasized through monthly character lessons. Character Kids and Terrific Kids are chosen monthly from each class and presented with awards and incentives. Our focus on respect this year with our Positive Behavior Interventions and Supports (PBIS) program added additional opportunities for students to earn rewards and praise for showing their Pinecrest PRIDE. Pinecrest was recognized this year by The State Department of Education as a Ribbon winner for our excellent efforts with PBIS implementation.

Our teachers and staff are constantly looking for ways to improve our instructional program to better meet the needs of our students. This year we participated in a book study, set grade level goals, developed a professional learning community among our faculty and staff, and participated in Science Note booking and Whole Brain workshops to enhance instruction.

We are excited to have a PTO and School Improvement Council that support our activities and programs at Pinecrest.

Susan H. Buchanan, Principal  
Amy Craig, School Improvement Council Chair

Comprehensive detail, including definitions of ratings, performance criteria, and explanations of status, is available on [www.ed.sc.gov](http://www.ed.sc.gov) and [www.eoc.sc.gov](http://www.eoc.sc.gov) as well as school and school district websites.

Printed versions are available from school districts upon request.

**Abbreviations Key**

N/A Not Applicable N/AV Not Available N/C Not Collected N/R Not Reported I/S Insufficient Sample TBD To be determined  
NI Newly Identified CSI Continuing School Improvement CA Corrective Action RP Plan to Restructure R Restructure DELAY School Improvement Status HOLD School Improvement Status