



SC Annual School Report Card Summary

Merrywood Elementary School
 Greenwood School District 50
 Grades: K-5 Enrollment: 549
 Principal: Debra K. Green
 Superintendent: Darrell Johnson
 Board Chair: Shell Dula

PERFORMANCE

Comprehensive detail, including definitions of ratings, performance criteria, and explanations of status, is available on www.ed.sc.gov and www.eoc.sc.gov as well as school and school district websites. Printed versions are available from school districts upon request.

YEAR	ABSOLUTE RATING	GROWTH RATING	PALMETTO GOLD AND SILVER AWARD		ESEA/FEDERAL ACCOUNTABILITY RATING SYSTEM	
			General Performance	Closing the Gap	ESEA Grade	Accountability Indicator
2012	Good	Good	TBD	TBD	A	Focus
2011	Average	Average	Silver	N/A	Not Met	NI
2010	Good	Good	Silver	N/A	Not Met	N/A

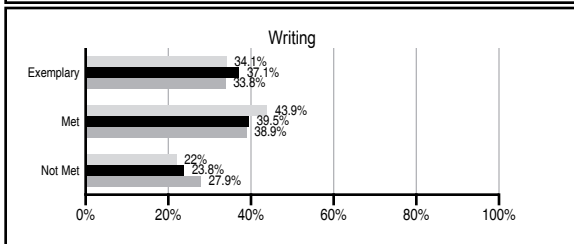
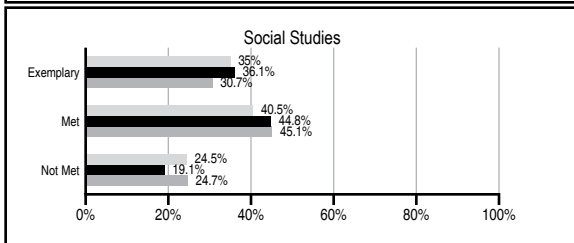
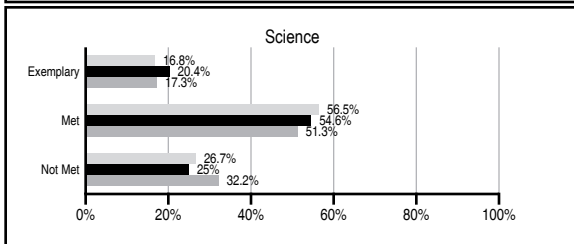
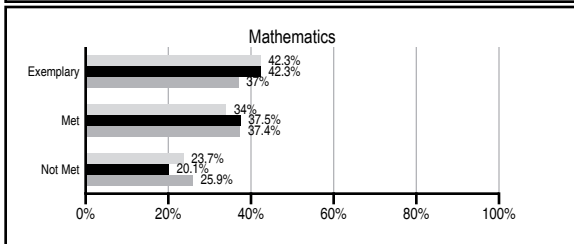
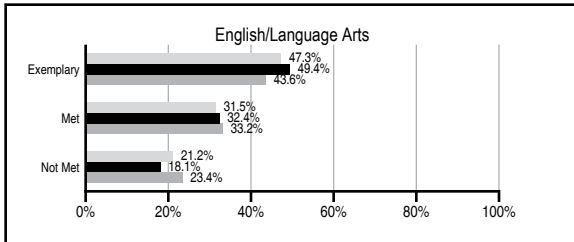
ABSOLUTE RATINGS OF ELEMENTARY SCHOOLS WITH STUDENTS LIKE OURS*

EXCELLENT	GOOD	AVERAGE	BELOW AVERAGE	AT-RISK
41	38	23	0	0

* Ratings are calculated with data available by 11/07/2012. Schools with Students Like Ours are Elementary Schools with Poverty Indices of no more than 5% above or below the index for this school.

PASS PERFORMANCE

Our School
 Elementary Schools with Students Like Ours
 Elementary schools statewide



NAEP PERFORMANCE*

* Performance reported for SC and nation, data not available at school level. Percentages at NAEP Achievement Levels.



SC PERFORMANCE VISION

By 2020 all students will graduate with the knowledge and skills necessary to compete successfully in the global economy, participate in a democratic society and contribute positively as members of families and communities.

Abbreviations Key

N/A Not Applicable N/AV Not Available N/C Not Collected N/R Not Reported I/S Insufficient Sample TBD To be determined

**Merrywood Elementary School
[Greenwood School District 50]**

SCHOOL PROFILE

	Our School	Change from Last Year	Elementary Schools with Students Like Ours	Median Elementary School
Students (n=549)				
Retention rate	2.2%	Up from 1.0%	0.9%	1.0%
Attendance rate	96.4%	Up from 96.0%	96.6%	96.6%
Served by gifted and talented program	N/AV	N/AV	N/AV	N/AV
With disabilities other than speech	N/AV	N/AV	N/AV	N/AV
Older than usual for grade	N/AV	N/AV	N/AV	N/AV
Out-of-school suspensions or expulsions for violent and/or criminal offenses	0.0%	No Change	0.0%	0.0%
Teachers (n=35)				
Teachers with advanced degrees	68.6%	Up from 66.7%	63.6%	63.0%
Continuing contract teachers	N/AV	N/AV	N/AV	N/AV
Teachers returning from previous year	82.3%	Up from 80.8%	89.6%	88.7%
Teacher attendance rate	93.7%	Down from 93.8%	95.0%	95.1%
Average teacher salary*	\$48,669	Up 1.5%	\$48,367	\$47,210
Classes not taught by highly qualified teachers	0.0%	No Change	0.0%	0.0%
Professional development days/teacher	13.8 days	Up from 8.6 days	11.7 days	10.5 days
School				
Principal's years at school	6.0	Up from 5.0	5.0	4.0
Student-teacher ratio in core subjects	20.2 to 1	Down from 20.8 to 1	20.2 to 1	20.0 to 1
Prime instructional time	88.7%	Down from 88.9%	90.3%	90.5%
Opportunities in the arts	Good	No Change	Good	Good
SACS accreditation	Yes	No Change	Yes	Yes
Parents attending conferences	94.6%	Down from 99.1%	100.0%	100.0%
Character development program	Excellent	No Change	Excellent	Excellent
Dollars spent per pupil**	\$6,693	Down 11.5%	\$6,841	\$7,247
Percent of expenditures for instruction**	70.6%	Down from 71.4%	68.3%	68.2%
Percent of expenditures for teacher salaries**	68.1%	Up from 67.7%	66.3%	65.7%
ESEA composite index score	99.4	N/A	94.0	91.9

* Length of contract = 185+ days.

** Prior year audited financial data available.

EVALUATION RESULTS

	Teachers	Students*	Parents*
Number of surveys returned	33	81	53
Percent satisfied with learning environment	100.0%	90.0%	93.9%
Percent satisfied with social and physical environment	100.0%	92.6%	92.5%
Percent satisfied with school-home relations	96.9%	91.3%	86.5%

*Only students at the highest elementary school grade level at this school and their parents were included.

REPORT OF PRINCIPAL AND SCHOOL IMPROVEMENT COUNCIL

The ultimate goal of the Merrywood Elementary family is to leave a lasting impression that inspires, encourages, and even transpires its students. Our mission to “educate students through challenging learning opportunities and provide the LIFESKILLS for responsible and caring citizenship” enhances our motto, “One for All and All for One.”

As a Red Carpet and Palmetto Silver Award winning school, our faculty and staff along with caring and responsible parents, strive to meet the individual needs of all of our students. Measurement of Academic Progress (MAP) Data disaggregation, collaborative professional learning communities, engaging lesson planning, constant and immediate remediation or acceleration, and the use of technology are vital tools used to help meet these individual needs. Students also have an opportunity to excel academically through opportunities such as Brain Boosters, GATAS, Smart board activities, small group instruction in math and reading, Science Fair, Accelerated Reading, and Accelerated Math.

Merrywood’s implementation of the Lifelong Guidelines and LIFESKILLS character education program developed by the Susan Kovalik Institute has proven to be successful in decreasing the number of disruptive off-task student behaviors that interfere with the development of a positive classroom learning environment. This community building program based on eighteen basic character traits promotes a strong family atmosphere where all students and staff members are respected and appreciated. The LIFESKILLS program is implemented daily through classroom community meetings, our WMER news program, and in all academic and fine arts areas.

We are proud of the many opportunities students have at Merrywood Elementary School. These opportunities include service learning projects such as United Way, Relay for Life, Recycling, Student Council, a canned food drive for the Salvation Army, and a pet food drive for local animal shelters. Students also have an opportunity to participate in family nights, Career Day, Merrywood Theatre Club, Student Council, Musketeer Mailing Club, and the WMER news show.

As you can see, Merrywood Elementary is a great place to work and learn. It is through the combined efforts of our capable and eager students, dedicated teachers and support staff, and committed and involved parents that students are given numerous opportunities to learn and grow as readers, writers, scientists, historians, and mathematicians. It is very evident to the Greenwood community and beyond that the Merrywood faculty, staff, parents, and students are “One for All and All for One” in our efforts towards continuous improvement.

Sarah Hartung, School Improvement Council
Debra K. Green, Principal

Comprehensive detail, including definitions of ratings, performance criteria, and explanations of status, is available on www.ed.sc.gov and www.eoc.sc.gov as well as school and school district websites.

Printed versions are available from school districts upon request.

Abbreviations Key

N/A Not Applicable N/AV Not Available N/C Not Collected N/R Not Reported I/S Insufficient Sample TBD To be determined
NI Newly Identified CSI Continuing School Improvement CA Corrective Action RP Plan to Restructure R Restructure DELAY School Improvement Status HOLD School Improvement Status