



SC Annual School Report Card Summary

Lakeview Elementary
 Greenwood School District 50
 Grades: K-5 Enrollment: 534
 Principal: Christi Louden
 Superintendent: Darrell Johnson
 Board Chair: Shell Dula

PERFORMANCE

Comprehensive detail, including definitions of ratings, performance criteria, and explanations of status, is available on www.ed.sc.gov and www.eoc.sc.gov as well as school and school district websites. Printed versions are available from school districts upon request.

YEAR	ABSOLUTE RATING	GROWTH RATING	PALMETTO GOLD AND SILVER AWARD		ESEA/FEDERAL ACCOUNTABILITY RATING SYSTEM	
			General Performance	Closing the Gap	ESEA Grade	Accountability Indicator
2012	Excellent	Average	TBD	TBD	A	Focus
2011	Good	Average	Silver	N/A	Not Met	N/A
2010	Excellent	Excellent	Gold	N/A	Met	N/A

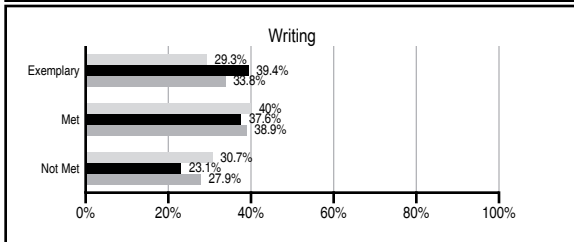
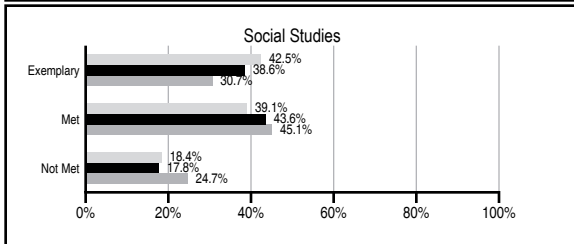
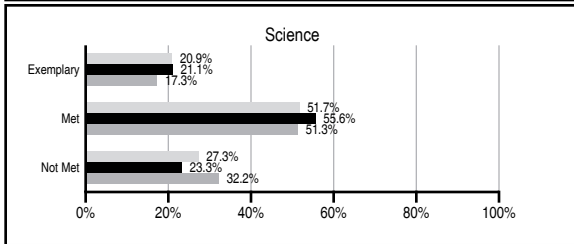
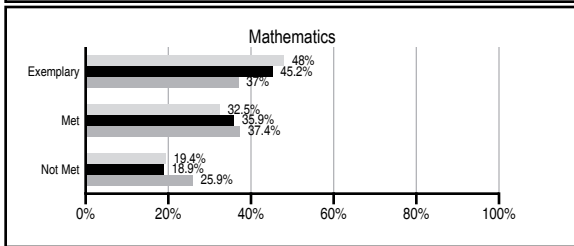
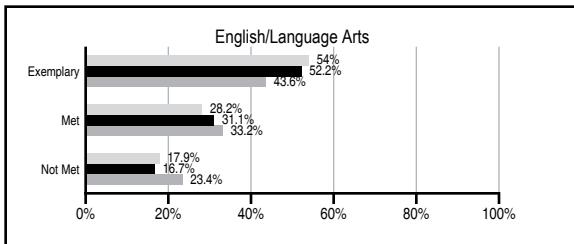
ABSOLUTE RATINGS OF ELEMENTARY SCHOOLS WITH STUDENTS LIKE OURS*

EXCELLENT	GOOD	AVERAGE	BELOW AVERAGE	AT-RISK
41	26	7	1	0

* Ratings are calculated with data available by 11/07/2012. Schools with Students Like Ours are Elementary Schools with Poverty Indices of no more than 5% above or below the index for this school.

PASS PERFORMANCE

Our School
 Elementary Schools with Students Like Ours
 Elementary schools statewide



NAEP PERFORMANCE*

* Performance reported for SC and nation, data not available at school level. Percentages at NAEP Achievement Levels.



SC PERFORMANCE VISION

By 2020 all students will graduate with the knowledge and skills necessary to compete successfully in the global economy, participate in a democratic society and contribute positively as members of families and communities.

Abbreviations Key

N/A Not Applicable N/AV Not Available N/C Not Collected N/R Not Reported I/S Insufficient Sample TBD To be determined

Lakeview Elementary [Greenwood School District 50]

SCHOOL PROFILE

	Our School	Change from Last Year	Elementary Schools with Students Like Ours	Median Elementary School
Students (n=534)				
Retention rate	1.1%	Up from 0.9%	0.6%	1.0%
Attendance rate	96.7%	Up from 96.6%	96.9%	96.6%
Served by gifted and talented program	N/AV	N/AV	N/AV	N/AV
With disabilities other than speech	N/AV	N/AV	N/AV	N/AV
Older than usual for grade	N/AV	N/AV	N/AV	N/AV
Out-of-school suspensions or expulsions for violent and/or criminal offenses	0.0%	Down from 0.4%	0.0%	0.0%
Teachers (n=30)				
Teachers with advanced degrees	73.3%	Down from 74.2%	63.4%	63.0%
Continuing contract teachers	N/AV	N/AV	N/AV	N/AV
Teachers returning from previous year	84.6%	Down from 85.5%	90.2%	88.7%
Teacher attendance rate	90.9%	Down from 96.7%	95.0%	95.1%
Average teacher salary*	\$48,843	Up 3.0%	\$49,089	\$47,210
Classes not taught by highly qualified teachers	0.0%	No Change	0.0%	0.0%
Professional development days/teacher	6.6 days	Down from 6.8 days	10.8 days	10.5 days
School				
Principal's years at school	1.0	Down from 14.0	5.0	4.0
Student-teacher ratio in core subjects	22.8 to 1	Up from 21.8 to 1	20.3 to 1	20.0 to 1
Prime instructional time	86.7%	Down from 92.7%	90.7%	90.5%
Opportunities in the arts	Good	No Change	Good	Good
SACS accreditation	Yes	No Change	Yes	Yes
Parents attending conferences	100.0%	Up from 99.5%	100.0%	100.0%
Character development program	Excellent	No Change	Excellent	Excellent
Dollars spent per pupil**	\$6,976	Down 4.7%	\$6,823	\$7,247
Percent of expenditures for instruction**	72.7%	Up from 69.4%	69.7%	68.2%
Percent of expenditures for teacher salaries**	63.6%	Down from 66.5%	67.4%	65.7%
ESEA composite index score	97.3	N/A	95.2	91.9

* Length of contract = 185+ days.

** Prior year audited financial data available.

EVALUATION RESULTS

	Teachers	Students*	Parents*
Number of surveys returned	29	76	39
Percent satisfied with learning environment	93.1%	86.5%	80.6%
Percent satisfied with social and physical environment	92.9%	78.4%	91.9%
Percent satisfied with school-home relations	100.0%	93.2%	89.7%

*Only students at the highest elementary school grade level at this school and their parents were included.

REPORT OF PRINCIPAL AND SCHOOL IMPROVEMENT COUNCIL

The mission of Lakeview Elementary School is to effectively prepare students for the future. Through the collaborative effort of our teachers, staff, and parents, we strive to meet the individual needs of all of the students as we prepare them for tomorrow's opportunities. Lakeview's emphasis on academic excellence, character education, parent involvement, and community involvement are essential to the success of our school.

A strong core instructional program and authentic student engagement in the classroom build the foundation of academic excellence. Teachers and administrators analyze student data, reflect on teaching and learning, and collaborate in a professional learning community to make data-driven decisions that have a positive impact on the academic achievement of all students. Individual student needs are targeted with the use of differentiation, remediation, and enrichment.

We strive to provide a school environment that is warm, inviting, and conducive for teaching and learning. Our Positive Behavior Interventions and Supports (PBIS) program allows students to earn rewards for exemplifying the school-wide expectations of staying safe, taking responsibility, and acting respectfully. Character education is emphasized and students participate in monthly character education lessons.

Parent and community involvement are important components of our school as well. Parents are active participants in our school family, and they have numerous opportunities to participate throughout the year. Some of these opportunities include: PTO, school volunteers, school carnival, Math and Science Night, and Career Day. This year we held our first Family Parenting Night. We invited organizations and businesses from our local community to share information about resources in our community with our school family. Our students also participated in several service learning projects to benefit the community. These service projects include: two canned food drives, a recycling program, and fundraisers for the following organizations: March of Dimes, Relay for Life, and Jump Rope for Heart.

Lakeview Elementary School is committed to making a positive difference in the lives of our students. The continuous efforts of our teachers, staff, parents, and community members will empower our students to, "Reach for the Stars."

Mary Jo Sheets, School Improvement Council Chair
Christi Loudon, Principal

Comprehensive detail, including definitions of ratings, performance criteria, and explanations of status, is available on www.ed.sc.gov and www.eoc.sc.gov as well as school and school district websites.

Printed versions are available from school districts upon request.

Abbreviations Key

N/A Not Applicable N/AV Not Available N/C Not Collected N/R Not Reported I/S Insufficient Sample TBD To be determined

NI Newly Identified CSI Continuing School Improvement CA Corrective Action RP Plan to Restructure R Restructure DELAY School Improvement Status HOLD School Improvement Status