

SC Annual School Report Card Summary

A. J. Whittenberg Elementary School of Engineering
Greenville County School District
Grades: PK-3 **Enrollment: 390**
Principal: Margaret Thomason
Superintendent: Mr. Burke Royster
Board Chair: Mr. Roger Meek

PERFORMANCE

Comprehensive detail, including definitions of ratings, performance criteria, and explanations of status, is available on www.ed.sc.gov and www.eoc.sc.gov as well as school and school district websites. Printed versions are available from school districts upon request.

YEAR	ABSOLUTE RATING	GROWTH RATING	PALMETTO GOLD AND SILVER AWARD		ESEA/FEDERAL ACCOUNTABILITY RATING SYSTEM	
			General Performance	Closing the Gap	ESEA Grade	Accountability Indicator
2012	Excellent	N/A	TBD	TBD	A	N/A
2011	N/A	N/A	N/A	N/A	N/A	N/A
2010	N/A	N/A	N/A	N/A	N/A	N/A

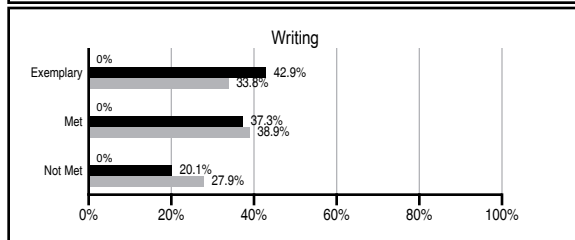
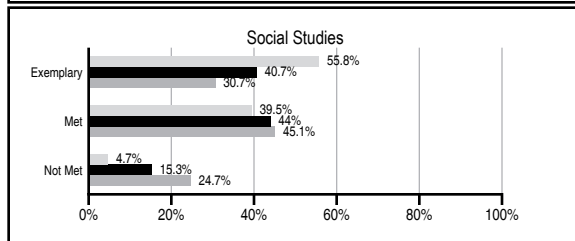
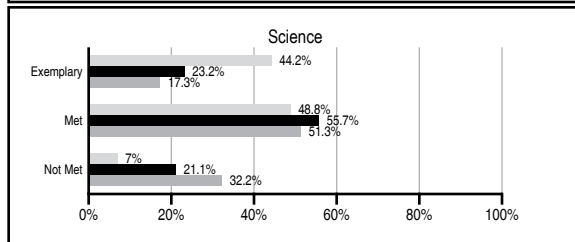
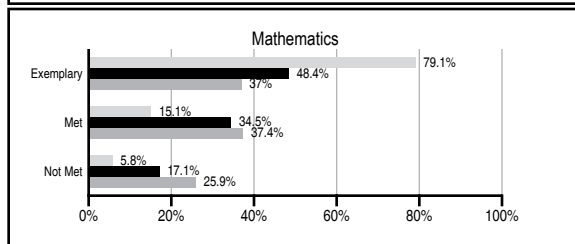
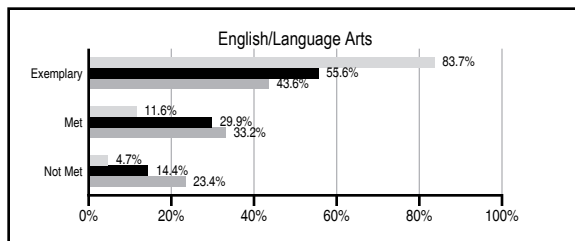
ABSOLUTE RATINGS OF ELEMENTARY SCHOOLS WITH STUDENTS LIKE OURS*

EXCELLENT	GOOD	AVERAGE	BELOW AVERAGE	AT-RISK
45	15	4	1	0

* Ratings are calculated with data available by 11/07/2012. Schools with Students Like Ours are Elementary Schools with Poverty Indices of no more than 5% above or below the index for this school.

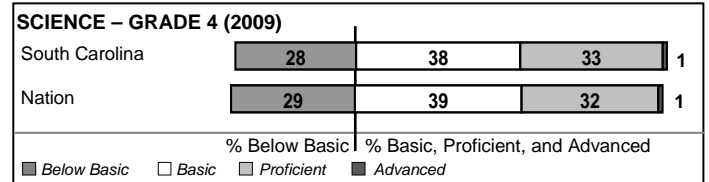

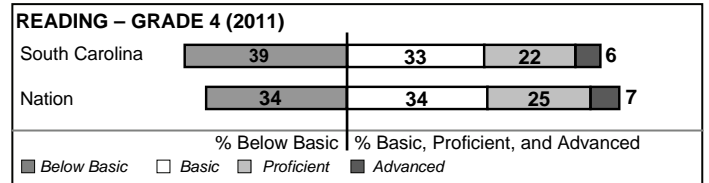
PASS PERFORMANCE

Our School Elementary Schools with Students Like Ours Elementary schools statewide



NAEP PERFORMANCE*

* Performance reported for SC and nation, data not available at school level. Percentages at NAEP Achievement Levels.



SC PERFORMANCE VISION

By 2020 all students will graduate with the knowledge and skills necessary to compete successfully in the global economy, participate in a democratic society and contribute positively as members of families and communities.

Abbreviations Key

N/A Not Applicable N/AV Not Available N/C Not Collected N/R Not Reported I/S Insufficient Sample TBD To be determined

A. J. Whittenberg Elementary School of Engineering [Greenville County School District]

SCHOOL PROFILE

	Our School	Change from Last Year	Elementary Schools with Students Like Ours	Median Elementary School
Students (n=390)				
Retention rate	4.3%	N/A	0.9%	1.0%
Attendance rate	97.4%	N/A	97.0%	96.6%
Served by gifted and talented program	N/AV	N/AV	N/AV	N/AV
With disabilities other than speech	N/AV	N/AV	N/AV	N/AV
Older than usual for grade	N/AV	N/AV	N/AV	N/AV
Out-of-school suspensions or expulsions for violent and/or criminal offenses	0.0%	N/R	0.0%	0.0%
Teachers (n=21)				
Teachers with advanced degrees	71.4%	N/A	62.0%	63.0%
Continuing contract teachers	N/AV	N/AV	N/AV	N/AV
Teachers returning from previous year	N/A	N/A	90.1%	88.7%
Teacher attendance rate	94.7%	N/R	95.2%	95.1%
Average teacher salary*	\$44,191	I/S	\$48,098	\$47,210
Classes not taught by highly qualified teachers	0.0%	N/A	0.0%	0.0%
Professional development days/teacher	9.6 days	N/R	9.8 days	10.5 days
School				
Principal's years at school	2.0	N/R	4.0	4.0
Student-teacher ratio in core subjects	20.7 to 1	N/R	20.9 to 1	20.0 to 1
Prime instructional time	91.9%	N/R	91.5%	90.5%
Opportunities in the arts	Good	N/R	Good	Good
SACS accreditation	Yes	N/R	Yes	Yes
Parents attending conferences	100.0%	N/R	100.0%	100.0%
Character development program	Excellent	N/R	Excellent	Excellent
Dollars spent per pupil**	\$8,277	N/A	\$6,753	\$7,247
Percent of expenditures for instruction**	48.2%	N/A	69.3%	68.2%
Percent of expenditures for teacher salaries**	43.8%	N/A	67.7%	65.7%
ESEA composite index score	100.0	N/A	97.1	91.9

* Length of contract = 185+ days.

** Prior year audited financial data available.

EVALUATION RESULTS

	Teachers	Students*	Parents*
Number of surveys returned	N/A	N/A	N/A
Percent satisfied with learning environment	N/A	N/A	N/A
Percent satisfied with social and physical environment	N/A	N/A	N/A
Percent satisfied with school-home relations	N/A	N/A	N/A

*Only students at the highest elementary school grade level at this school and their parents were included.

REPORT OF PRINCIPAL AND SCHOOL IMPROVEMENT COUNCIL

A. J. Whittenberg Elementary is the first elementary school in South Carolina with a school-wide engineering curriculum. The school currently serves students in K4 through third grade. In 2012-2013, fourth grader will be added and the following year, 2013-2014 fifth graders will join us. Currently, AJW is the most technologically advanced elementary school in Greenville County. The innovation is apparent in many ways - from its downtown location on the Reedy River, to the partnership with the Salvation Army's Kroc Center, to the learning emphasis as an engineering school. The goals of the School Improvement Council include: to actively engage community and stakeholders in the school; monitor current school dress uniform policy; develop practices, processes, and technologies for open and effective communication; and develop a New Parent Orientation Program for new students and their parents. The goals were reviewed monthly by the SIC. School achievements included: meeting AYP (Adequate Yearly Progress) for the 2011-2012 school year and establishing strong school partnerships with such companies as Michelin, IBM, Fluor, Spinx, NEXT, CU-ICAR, GE Energy, Earth Design, Greenville Drive, Earth Fare, The First Tee, Young's Office Supply, Kroc Center, Junior League, Jacobs Engineering, Junior Achievement, Greenville Zoo, Duke Energy, Peace Center, City of Greenville, Kiwanis Club, Bon Secours St. Francis Hospital System, National Council of Examiners for Engineering and Surveying, South Carolina Business Coalition on Health, Hartness International, and many other AJW friends. AJW became the second public school in Greenville County to successfully implement a school uniform policy. The SIC completed a survey of the communication procedures and set goals for the 2012-2013 school year and organized a New Parent Orientation and Welcome Wagon. Additional accomplishments are noted in the SIC Report to the Community and Parents for 2011-2012 which was sent to all parents. A. J. Whittenberg is living up to the vision of the man for which the school was named - to provide a quality education for all children.

Margaret Thomason, Principal
Shelia Earley, SIC Chairman

Comprehensive detail, including definitions of ratings, performance criteria, and explanations of status, is available on www.ed.sc.gov and www.eoc.sc.gov as well as school and school district websites.

Printed versions are available from school districts upon request.

Abbreviations Key

N/A Not Applicable N/AV Not Available N/C Not Collected N/R Not Reported I/S Insufficient Sample TBD To be determined

NI Newly Identified CSI Continuing School Improvement CA Corrective Action RP Plan to Restructure R Restructure DELAY School Improvement Status HOLD School Improvement Status