



SC Annual School Report Card Summary

Rudolph G. Gordon Elementary
 Greenville County School District
 Grades: K-5 Enrollment: 643
 Principal: Jackie Parker
 Superintendent: Mr. Burke Royster
 Board Chair: Mr. Roger Meek

PERFORMANCE

Comprehensive detail, including definitions of ratings, performance criteria, and explanations of status, is available on www.ed.sc.gov and www.eoc.sc.gov as well as school and school district websites. Printed versions are available from school districts upon request.

YEAR	ABSOLUTE RATING	GROWTH RATING	PALMETTO GOLD AND SILVER AWARD		ESEA/FEDERAL ACCOUNTABILITY RATING SYSTEM	
			General Performance	Closing the Gap	ESEA Grade	Accountability Indicator
2012	Excellent	Good	TBD	TBD	A	N/A
2011	Good	Good	Silver	N/A	Not Met	N/A
2010	Average	Average	N/A	N/A	Met	N/A

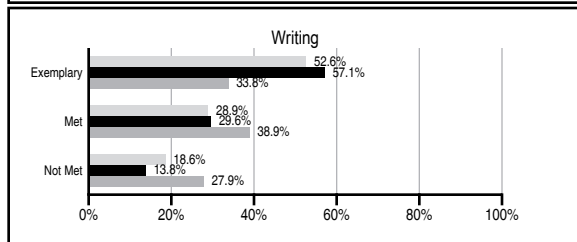
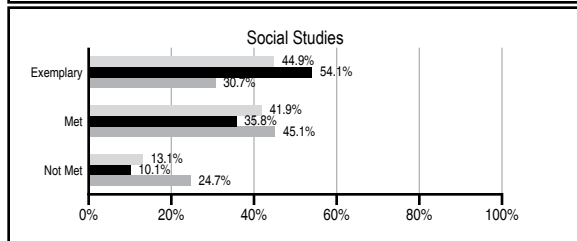
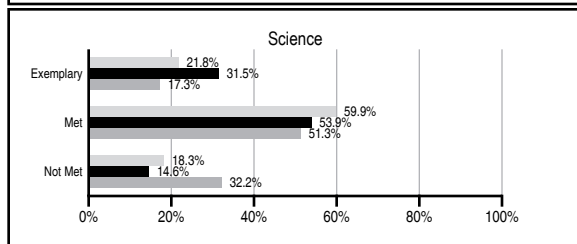
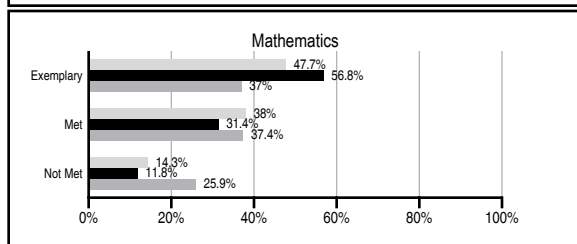
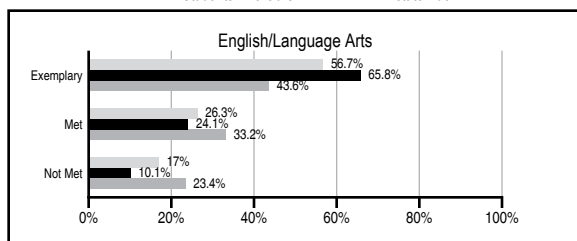
ABSOLUTE RATINGS OF ELEMENTARY SCHOOLS WITH STUDENTS LIKE OURS*

EXCELLENT	GOOD	AVERAGE	BELOW AVERAGE	AT-RISK
25	0	0	0	0

* Ratings are calculated with data available by 11/07/2012. Schools with Students Like Ours are Elementary Schools with Poverty Indices of no more than 5% above or below the index for this school.




PASS PERFORMANCE

Our School Elementary Schools with Students Like Ours Elementary schools statewide



NAEP PERFORMANCE*

* Performance reported for SC and nation, data not available at school level. Percentages at NAEP Achievement Levels.



SC PERFORMANCE VISION

By 2020 all students will graduate with the knowledge and skills necessary to compete successfully in the global economy, participate in a democratic society and contribute positively as members of families and communities.

Abbreviations Key

N/A Not Applicable N/AV Not Available N/C Not Collected N/R Not Reported I/S Insufficient Sample TBD To be determined

Rudolph G. Gordon Elementary [Greenville County School District]

SCHOOL PROFILE

	Our School	Change from Last Year	Elementary Schools with Students Like Ours	Median Elementary School
Students (n=643)				
Retention rate	1.2%	Up from 0.3%	0.7%	1.0%
Attendance rate	97.0%	Up from 96.6%	97.1%	96.6%
Served by gifted and talented program	N/AV	N/AV	N/AV	N/AV
With disabilities other than speech	N/AV	N/AV	N/AV	N/AV
Older than usual for grade	N/AV	N/AV	N/AV	N/AV
Out-of-school suspensions or expulsions for violent and/or criminal offenses	0.0%	No Change	0.0%	0.0%
Teachers (n=37)				
Teachers with advanced degrees	54.1%	Down from 62.5%	66.7%	63.0%
Continuing contract teachers	N/AV	N/AV	N/AV	N/AV
Teachers returning from previous year	95.3%	N/A	90.8%	88.7%
Teacher attendance rate	96.5%	Up from 92.6%	94.9%	95.1%
Average teacher salary*	\$45,876	Up 0.1%	\$48,565	\$47,210
Classes not taught by highly qualified teachers	5.1%	Up from 0.0%	0.0%	0.0%
Professional development days/teacher	12.2 days	Up from 11.7 days	11.4 days	10.5 days
School				
Principal's years at school	4.0	Up from 3.0	4.0	4.0
Student-teacher ratio in core subjects	22.3 to 1	Down from 23.6 to 1	21.3 to 1	20.0 to 1
Prime instructional time	92.7%	Up from 90.2%	91.4%	90.5%
Opportunities in the arts	Good	No Change	Good	Good
SACS accreditation	Yes	No Change	Yes	Yes
Parents attending conferences	99.8%	Down from 100.0%	100.0%	100.0%
Character development program	Excellent	No Change	Excellent	Excellent
Dollars spent per pupil**	\$5,449	Down 7.6%	\$6,369	\$7,247
Percent of expenditures for instruction**	62.8%	Up from 61.2%	69.4%	68.2%
Percent of expenditures for teacher salaries**	62.6%	Up from 60.3%	68.8%	65.7%
ESEA composite index score	99.9	N/A	98.0	91.9

* Length of contract = 185+ days.

** Prior year audited financial data available.

EVALUATION RESULTS

	Teachers	Students*	Parents*
Number of surveys returned	32	97	53
Percent satisfied with learning environment	100.0%	96.8%	88.5%
Percent satisfied with social and physical environment	100.0%	92.8%	92.5%
Percent satisfied with school-home relations	100.0%	96.9%	90.6%

*Only students at the highest elementary school grade level at this school and their parents were included.

REPORT OF PRINCIPAL AND SCHOOL IMPROVEMENT COUNCIL

The mission of Rudolph G. Gordon Elementary, in cooperation with home and community, is to prepare children to become lifelong learners and responsible, productive citizens by creating meaningful learning experiences in a safe, nurturing environment. Our goal is to raise the academic challenge and performance of each student by utilizing data to make instructional decisions, implementing research-based "best practices", and integrating technology into classroom lessons. Rudolph G. Gordon Elementary implements the Baldrige Model for Continuous Improvement. Teachers assist students in writing personal achievement and behavioral goals, tracking progress through data notebooks, and reporting goal attainment to parents through student led conferences. The Four Block Literacy Model for language arts instruction and Everyday Counts Math are taught in all classrooms, and the writing process is emphasized at all grade levels. A standards-based curriculum is presented using the Learning Focused Model for improving teaching and learning, and character education is integrated throughout units of study. Measures of Academic Progress (MAP) computerized assessments are used to evaluate student learning and plan individualized lessons in an effort to increase student achievement. Academic goals for PASS are established and aligned with district goals to improve the percentage of students scoring "exemplary" on the English/Language Arts, Math, Social Studies, and Science assessments. Our teachers and administrators engage yearly in numerous professional development opportunities designed to enhance the teaching and learning environment and support school goals outlined in our Strategic Plan. Support from parents and community members has been vital in the successful operation of our school during our fourth year with over 18,000 volunteer hours recorded. The PTA raised over \$45,000 to purchase classroom materials, Promethean boards, student incentives, and a playground for our kindergarten students. Rudolph G. Gordon Elementary was a recipient of the Palmetto Silver Award for academic achievement and improvement. Our school received the Safe Kids Upstate Safe Schools Award for the fourth year in a row. Our commitment will be to continue to engage students in classroom activities that encourage problem solving, utilize cooperative learning strategies, and enhance teamwork.

Randy Elliott, SIC Chairperson
Jackie Parker, Principal

Comprehensive detail, including definitions of ratings, performance criteria, and explanations of status, is available on www.ed.sc.gov and www.eoc.sc.gov as well as school and school district websites.

Printed versions are available from school districts upon request.

Abbreviations Key

N/A Not Applicable N/AV Not Available N/C Not Collected N/R Not Reported I/S Insufficient Sample TBD To be determined

NI Newly Identified CSI Continuing School Improvement CA Corrective Action RP Plan to Restructure R Restructure DELAY School Improvement Status HOLD School Improvement Status