



SC Annual School Report Card Summary

Thomas E. Kerns Elementary
 Greenville County School District
 Grades: K-5 Enrollment: 599
 Principal: Judith E. Mulkey
 Superintendent: Mr. Burke Royster
 Board Chair: Mr. Roger Meek

PERFORMANCE

Comprehensive detail, including definitions of ratings, performance criteria, and explanations of status, is available on www.ed.sc.gov and www.eoc.sc.gov as well as school and school district websites. Printed versions are available from school districts upon request.

YEAR	ABSOLUTE RATING	GROWTH RATING	PALMETTO GOLD AND SILVER AWARD		ESEA/FEDERAL ACCOUNTABILITY RATING SYSTEM	
			General Performance	Closing the Gap	ESEA Grade	Accountability Indicator
2012	Average	Good	TBD	TBD	A	Reward
2011	Average	Average	Silver	N/A	Not Met	CA
2010	Average	Average	N/A	N/A	Met	CSI-DELAY

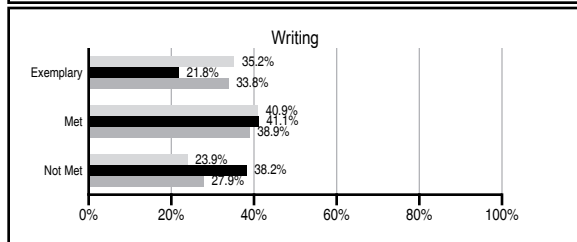
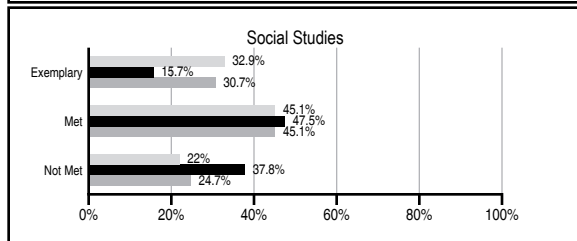
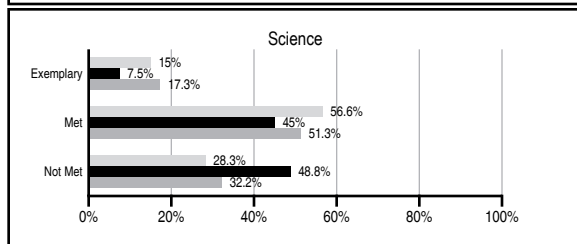
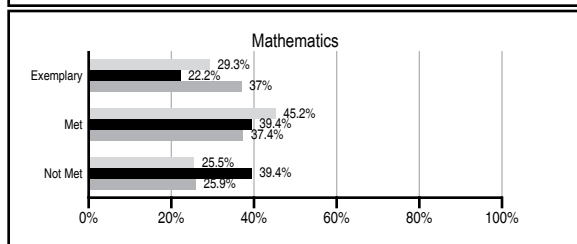
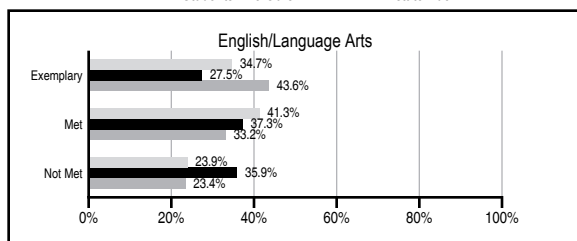
ABSOLUTE RATINGS OF ELEMENTARY SCHOOLS WITH STUDENTS LIKE OURS*

EXCELLENT	GOOD	AVERAGE	BELOW AVERAGE	AT-RISK
2	12	91	49	20

* Ratings are calculated with data available by 11/07/2012. Schools with Students Like Ours are Elementary Schools with Poverty Indices of no more than 5% above or below the index for this school.

PASS PERFORMANCE

Our School Elementary Schools with Students Like Ours Elementary schools statewide



NAEP PERFORMANCE*

* Performance reported for SC and nation, data not available at school level. Percentages at NAEP Achievement Levels.



SC PERFORMANCE VISION

By 2020 all students will graduate with the knowledge and skills necessary to compete successfully in the global economy, participate in a democratic society and contribute positively as members of families and communities.

Abbreviations Key

N/A Not Applicable N/AV Not Available N/C Not Collected N/R Not Reported I/S Insufficient Sample TBD To be determined

Thomas E. Kerns Elementary [Greenville County School District]

SCHOOL PROFILE

	Our School	Change from Last Year	Elementary Schools with Students Like Ours	Median Elementary School
Students (n=599)				
Retention rate	1.3%	Up from 1.0%	1.3%	1.0%
Attendance rate	96.7%	Up from 96.2%	96.3%	96.6%
Served by gifted and talented program	N/AV	N/AV	N/AV	N/AV
With disabilities other than speech	N/AV	N/AV	N/AV	N/AV
Older than usual for grade	N/AV	N/AV	N/AV	N/AV
Out-of-school suspensions or expulsions for violent and/or criminal offenses	0.0%	No Change	0.0%	0.0%
Teachers (n=43)				
Teachers with advanced degrees	48.8%	Up from 47.6%	62.8%	63.0%
Continuing contract teachers	N/AV	N/AV	N/AV	N/AV
Teachers returning from previous year	90.0%	Down from 93.4%	85.3%	88.7%
Teacher attendance rate	93.6%	Down from 95.8%	95.3%	95.1%
Average teacher salary*	\$46,592	Up 3.1%	\$45,127	\$47,210
Classes not taught by highly qualified teachers	4.9%	Up from 0.0%	0.0%	0.0%
Professional development days/teacher	15.7 days	Up from 14.8 days	9.6 days	10.5 days
School				
Principal's years at school	6.0	Up from 5.0	4.0	4.0
Student-teacher ratio in core subjects	18.6 to 1	Up from 17.4 to 1	18.1 to 1	20.0 to 1
Prime instructional time	89.9%	Down from 92.2%	90.6%	90.5%
Opportunities in the arts	Good	No Change	Good	Good
SACS accreditation	Yes	No Change	Yes	Yes
Parents attending conferences	100.0%	No Change	100.0%	100.0%
Character development program	Good	No Change	Excellent	Excellent
Dollars spent per pupil**	\$7,050	Up 1.5%	\$8,317	\$7,247
Percent of expenditures for instruction**	71.0%	Up from 68.8%	66.3%	68.2%
Percent of expenditures for teacher salaries**	69.8%	Up from 67.3%	63.3%	65.7%
ESEA composite index score	93.8	N/A	84.4	91.9

* Length of contract = 185+ days.

** Prior year audited financial data available.

EVALUATION RESULTS

	Teachers	Students*	Parents*
Number of surveys returned	30	36	51
Percent satisfied with learning environment	96.7%	88.9%	85.4%
Percent satisfied with social and physical environment	96.7%	94.3%	84.8%
Percent satisfied with school-home relations	55.2%	94.3%	74.0%

*Only students at the highest elementary school grade level at this school and their parents were included.

REPORT OF PRINCIPAL AND SCHOOL IMPROVEMENT COUNCIL

Thomas E. Kerns is a Title I School serving approximately 600 students. Located in Greenville, South Carolina, Thomas E. Kerns is a state of the art facility overlooking Interstate 85 and White Horse Road. Our school has achieved many awards as a result of commitment to student achievement, safety, and responsibility: Palmetto Silver Award, Clean School Award, Safe Kids Upstate Award, United States Environmental Protection Agency's Energy Star Award, and we are recognized as an Exemplar School of Positive Based Intervention Support (PBIS). Title I funds provide additional personnel, materials and opportunities to support educational achievement in literacy and math. Reduced class size, intervention assistance for kindergarten through third grade, staff development for teachers, and focused parenting sessions support student achievement. Students learn and apply computer skills to create projects and to extend classroom learning. During the 2011 – 2012 school year, Buncombe Street United Methodist Church provided mentors for identified students. Through weekly tutorial sessions, these mentors built caring and trusting relationships with our students. Business partnerships continue with Kohl's Department Store, Famous Hair, Camp Greenville, and Welcome Baptist Church for the Good News Club. Planning among grade-level teachers assisted with the development of common assessments. Teachers carefully analyzed data from many sources such as tests, quizzes, Measures of Academic Progress (MAP), and Palmetto Assessment of State Standards (PASS) to monitor and adjust instruction based on identified academic needs. Parental involvement opportunities in activities such as Reading, Math, and Curriculum Nights provide strategies for helping the students at home. Additionally, regular parent training sessions were held to enhance parent knowledge and skills. The Title I Social Worker, nurse, mental health counselor and school counselor provide additional support which assists in helping students to be successful. The entire staff of Thomas E. Kerns continues to encourage our students to put forth their best efforts daily and to set high goals for themselves.

Tamiko Gingles, SIC Chair
Judith E. Mulkey, Principal

Comprehensive detail, including definitions of ratings, performance criteria, and explanations of status, is available on www.ed.sc.gov and www.eoc.sc.gov as well as school and school district websites.

Printed versions are available from school districts upon request.

Abbreviations Key

N/A Not Applicable N/AV Not Available N/C Not Collected N/R Not Reported I/S Insufficient Sample TBD To be determined
NI Newly Identified CSI Continuing School Improvement CA Corrective Action RP Plan to Restructure R Restructure DELAY School Improvement Status HOLD School Improvement Status