



SC Annual School Report Card Summary

Cherrydale Elementary School
 Greenville County School District
 Grades: PK-5 Enrollment: 435
 Principal: Scarlet H. Black
 Superintendent: Mr. Burke Royster
 Board Chair: Mr. Roger Meek

PERFORMANCE

Comprehensive detail, including definitions of ratings, performance criteria, and explanations of status, is available on www.ed.sc.gov and www.eoc.sc.gov as well as school and school district websites. Printed versions are available from school districts upon request.

YEAR	ABSOLUTE RATING	GROWTH RATING	PALMETTO GOLD AND SILVER AWARD		ESEA/FEDERAL ACCOUNTABILITY RATING SYSTEM	
			General Performance	Closing the Gap	ESEA Grade	Accountability Indicator
2012	Average	Excellent	TBD	TBD	A	Reward
2011	Average	Average	Silver	Silver	Met	N/A
2010	Average	Average	N/A	N/A	Met	N/A

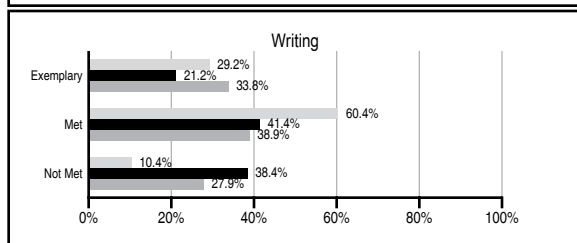
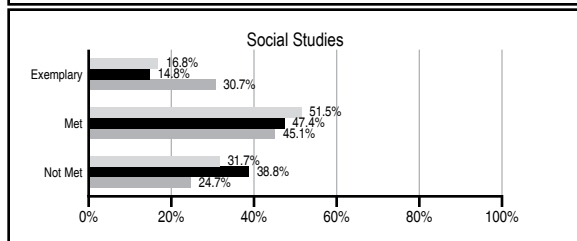
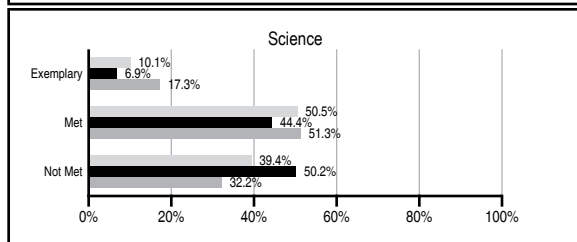
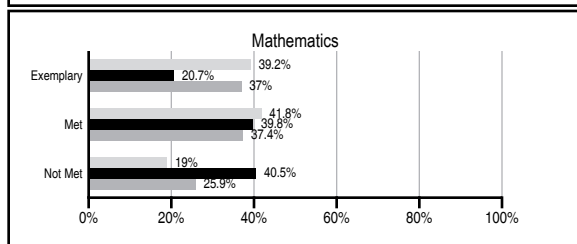
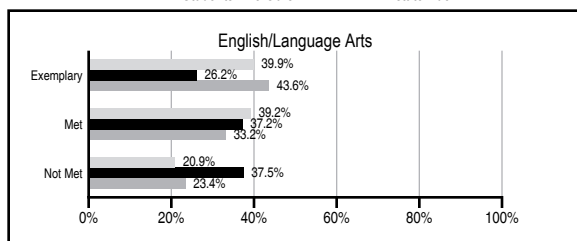
ABSOLUTE RATINGS OF ELEMENTARY SCHOOLS WITH STUDENTS LIKE OURS*

EXCELLENT	GOOD	AVERAGE	BELOW AVERAGE	AT-RISK
1	6	68	46	17

* Ratings are calculated with data available by 11/07/2012. Schools with Students Like Ours are Elementary Schools with Poverty Indices of no more than 5% above or below the index for this school.




PASS PERFORMANCE

Our School Elementary Schools with Students Like Ours Elementary schools statewide



NAEP PERFORMANCE*

* Performance reported for SC and nation, data not available at school level. Percentages at NAEP Achievement Levels.



SC PERFORMANCE VISION

By 2020 all students will graduate with the knowledge and skills necessary to compete successfully in the global economy, participate in a democratic society and contribute positively as members of families and communities.

Abbreviations Key

N/A Not Applicable N/AV Not Available N/C Not Collected N/R Not Reported I/S Insufficient Sample TBD To be determined

Cherrydale Elementary School [Greenville County School District]

SCHOOL PROFILE

	Our School	Change from Last Year	Elementary Schools with Students Like Ours	Median Elementary School
Students (n=435)				
Retention rate	2.2%	Up from 1.0%	1.2%	1.0%
Attendance rate	97.5%	Up from 96.9%	96.4%	96.6%
Served by gifted and talented program	N/AV	N/AV	N/AV	N/AV
With disabilities other than speech	N/AV	N/AV	N/AV	N/AV
Older than usual for grade	N/AV	N/AV	N/AV	N/AV
Out-of-school suspensions or expulsions for violent and/or criminal offenses	0.0%	No Change	0.0%	0.0%
Teachers (n=32)				
Teachers with advanced degrees	40.6%	Down from 43.8%	62.3%	63.0%
Continuing contract teachers	N/AV	N/AV	N/AV	N/AV
Teachers returning from previous year	88.8%	Up from 86.1%	84.8%	88.7%
Teacher attendance rate	97.3%	Up from 96.0%	95.2%	95.1%
Average teacher salary*	\$41,355	Down 0.7%	\$45,007	\$47,210
Classes not taught by highly qualified teachers	0.0%	No Change	0.0%	0.0%
Professional development days/teacher	6.5 days	Down from 15.8 days	9.5 days	10.5 days
School				
Principal's years at school	8.0	Down from 10.0	4.0	4.0
Student-teacher ratio in core subjects	19.3 to 1	Up from 15.5 to 1	18.0 to 1	20.0 to 1
Prime instructional time	94.1%	No Change	90.6%	90.5%
Opportunities in the arts	Good	No Change	Good	Good
SACS accreditation	Yes	No Change	Yes	Yes
Parents attending conferences	100.0%	No Change	100.0%	100.0%
Character development program	Excellent	No Change	Excellent	Excellent
Dollars spent per pupil**	\$7,475	Down 0.9%	\$8,355	\$7,247
Percent of expenditures for instruction**	65.7%	Down from 66.7%	66.0%	68.2%
Percent of expenditures for teacher salaries**	63.6%	Down from 65.2%	62.8%	65.7%
ESEA composite index score	94.4	N/A	79.5	91.9

* Length of contract = 185+ days.

** Prior year audited financial data available.

EVALUATION RESULTS

	Teachers	Students*	Parents*
Number of surveys returned	15	52	46
Percent satisfied with learning environment	93.3%	100.0%	97.8%
Percent satisfied with social and physical environment	100.0%	100.0%	93.5%
Percent satisfied with school-home relations	100.0%	100.0%	97.8%

*Only students at the highest elementary school grade level at this school and their parents were included.

REPORT OF PRINCIPAL AND SCHOOL IMPROVEMENT COUNCIL

Cherrydale Elementary School continues to be a school to watch. In 2011-12, Cherrydale Elementary implemented numerous grant initiatives centered on healthy nutrition and healthier lifestyles. As a result of these initiatives, Cherrydale Elementary School earned the "South Carolina Grown" logo from the Department of Agriculture. In addition, as Cherrydale Elementary continues to raise student achievement, the school earned two Palmetto Silver Awards in Student Achievement and Closing the Gap. This is a first in the school's history. Cherrydale Elementary also received AYP (Adequate Yearly Progress) recognition for the third consecutive year and was one of fourteen schools in the district to do so. Our students continue to thrive and our "Battle of the Books" team placed third in district-wide literacy competition. Cherrydale Elementary also earned a national Certified Duke Energy Star rating for energy conservation and efficiency. Cherrydale Elementary was one of thirteen schools in South Carolina to earn this distinction. Our character education continues to be embedded throughout the curriculum. Our teachers continue to seek those opportunities for professional development in technology and critical thinking skills/strategies to enhance student achievement. Again, Cherrydale Elementary School continues to be a school to watch in 2012-13.

Scarlet H. Black, Principal
Jennifer Hill, SIC Coordinator
Tawio Barksdale, PTA Co-President
Maria Burgos-Gill, PTA Co-President

Comprehensive detail, including definitions of ratings, performance criteria, and explanations of status, is available on www.ed.sc.gov and www.eoc.sc.gov as well as school and school district websites.

Printed versions are available from school districts upon request.

Abbreviations Key

N/A Not Applicable N/AV Not Available N/C Not Collected N/R Not Reported I/S Insufficient Sample TBD To be determined
NI Newly Identified CSI Continuing School Improvement CA Corrective Action RP Plan to Restructure R Restructure DELAY School Improvement Status HOLD School Improvement Status