

# SC Annual School Report Card Summary

Chandler Creek Elementary  
 Greenville County School District  
 Grades: PK-5 Enrollment: 909  
 Principal: Katherine Bayne  
 Superintendent: Mr. Burke Royster  
 Board Chair: Mr. Roger Meek

## PERFORMANCE

Comprehensive detail, including definitions of ratings, performance criteria, and explanations of status, is available on [www.ed.sc.gov](http://www.ed.sc.gov) and [www.eoc.sc.gov](http://www.eoc.sc.gov) as well as school and school district websites. Printed versions are available from school districts upon request.

YEAR	ABSOLUTE RATING	GROWTH RATING	PALMETTO GOLD AND SILVER AWARD		ESEA/FEDERAL ACCOUNTABILITY RATING SYSTEM	
			General Performance	Closing the Gap	ESEA Grade	Accountability Indicator
2012	Good	Good	TBD	TBD	A	N/A
2011	Average	Average	Silver	N/A	Not Met	N/A
2010	Average	Average	N/A	N/A	Met	N/A

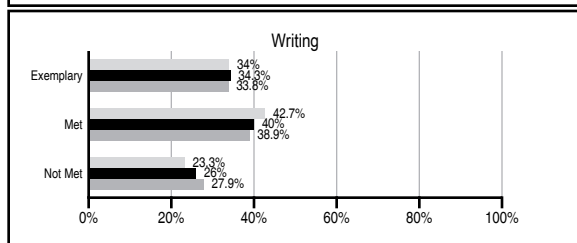
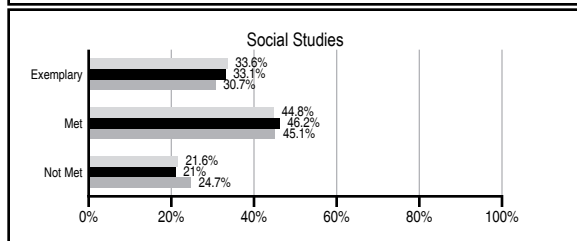
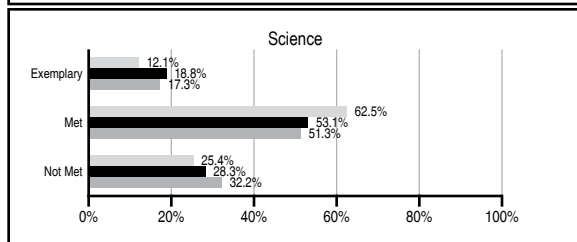
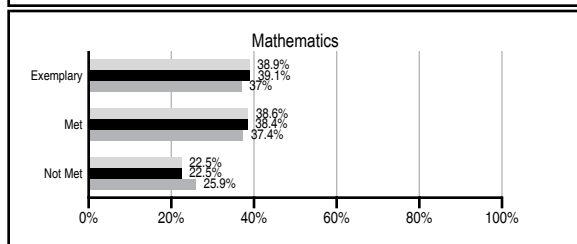
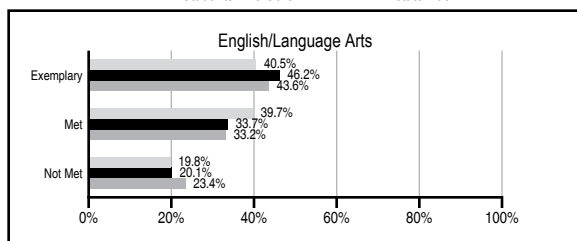
## ABSOLUTE RATINGS OF ELEMENTARY SCHOOLS WITH STUDENTS LIKE OURS\*

EXCELLENT	GOOD	AVERAGE	BELOW AVERAGE	AT-RISK
32	45	37	1	0

\* Ratings are calculated with data available by 11/07/2012. Schools with Students Like Ours are Elementary Schools with Poverty Indices of no more than 5% above or below the index for this school.




## PASS PERFORMANCE

Our School Elementary Schools with Students Like Ours Elementary schools statewide



## NAEP PERFORMANCE\*

\* Performance reported for SC and nation, data not available at school level. Percentages at NAEP Achievement Levels.



## SC PERFORMANCE VISION

By 2020 all students will graduate with the knowledge and skills necessary to compete successfully in the global economy, participate in a democratic society and contribute positively as members of families and communities.

### Abbreviations Key

N/A Not Applicable N/AV Not Available N/C Not Collected N/R Not Reported I/S Insufficient Sample TBD To be determined

# Chandler Creek Elementary [Greenville County School District]

## SCHOOL PROFILE

	Our School	Change from Last Year	Elementary Schools with Students Like Ours	Median Elementary School
<b>Students (n=909)</b>				
Retention rate	2.5%	Up from 2.3%	1.0%	1.0%
Attendance rate	96.5%	Up from 96.2%	96.5%	96.6%
Served by gifted and talented program	N/AV	N/AV	N/AV	N/AV
With disabilities other than speech	N/AV	N/AV	N/AV	N/AV
Older than usual for grade	N/AV	N/AV	N/AV	N/AV
Out-of-school suspensions or expulsions for violent and/or criminal offenses	0.0%	No Change	0.0%	0.0%
<b>Teachers (n=53)</b>				
Teachers with advanced degrees	60.4%	Down from 67.3%	61.8%	63.0%
Continuing contract teachers	N/AV	N/AV	N/AV	N/AV
Teachers returning from previous year	84.7%	Up from 79.3%	89.4%	88.7%
Teacher attendance rate	94.1%	Down from 95.5%	95.2%	95.1%
Average teacher salary*	\$42,973	Up 0.5%	\$47,369	\$47,210
Classes not taught by highly qualified teachers	2.7%	Up from 0.0%	0.0%	0.0%
Professional development days/teacher	13.8 days	Up from 13.5 days	11.3 days	10.5 days
<b>School</b>				
Principal's years at school	13.0	Down from 14.0	5.0	4.0
Student-teacher ratio in core subjects	19.6 to 1	Down from 20.1 to 1	19.9 to 1	20.0 to 1
Prime instructional time	90.2%	Down from 92.2%	90.3%	90.5%
Opportunities in the arts	Good	No Change	Good	Good
SACS accreditation	Yes	No Change	Yes	Yes
Parents attending conferences	90.3%	Down from 97.8%	100.0%	100.0%
Character development program	Excellent	No Change	Excellent	Excellent
Dollars spent per pupil**	\$5,065	Down 9.6%	\$6,876	\$7,247
Percent of expenditures for instruction**	69.5%	Down from 69.6%	68.0%	68.2%
Percent of expenditures for teacher salaries**	68.8%	Up from 68.5%	66.0%	65.7%
ESEA composite index score	90.6	N/A	92.0	91.9

\* Length of contract = 185+ days.

\*\* Prior year audited financial data available.

## EVALUATION RESULTS

	Teachers	Students*	Parents*
Number of surveys returned	39	137	51
Percent satisfied with learning environment	94.7%	82.8%	89.8%
Percent satisfied with social and physical environment	97.4%	83.8%	85.7%
Percent satisfied with school-home relations	94.9%	89.0%	84.0%

\*Only students at the highest elementary school grade level at this school and their parents were included.

## REPORT OF PRINCIPAL AND SCHOOL IMPROVEMENT COUNCIL

Chandler Creek Elementary "Where Brainwork and Teamwork make Champions" is our School motto. Without the supportive collaboration from all involved stakeholders we would not be able to experience the continued success toward academic excellence. We are very proud to have another rewarding year here at Chandler Creek Elementary and appreciate the opportunity to educate and inspire the young people in this community. Our school has established a rich tradition of combining academic excellence, with a sense of community responsibility and service, which is second to none. The continuation of this tradition is the goal of everyone connected to our International Baccalaureate Primary Years Program at Chandler Creek Elementary. All students who walk through our doors are challenged to do his or her best in academics and behavior. Each child is expected to represent their homes and families in a positive manner. Our school provides each student with limitless possibilities in education and we are confident that through the joint efforts provided by the school, parents and community that everyone will have a successful year. Community and Parent involvement are critical factors in the success of a child's education. No student will achieve what he or she is capable of without parent involvement. Parents are encouraged to have a working relationship and open communication with their child's teachers, staff and principal through our School Improvement Council and PTA. Our faculty and staff are always eager to discuss our plans in the education and discipline of your child and we encourage you to support our plans at school, as well as, at home. Every decision that we make reflects our top priority – the advancement and education of our students. With everyone cooperating and working for the benefit of the children, we ensure a safe and nurturing environment that provides our students with the best possible education that can be offered. The Mission of Chandler Creek Elementary is to develop the enthusiasm for lifelong learning through inquiry in a global, caring environment developing responsible citizens who exhibit core values. We invite you to join us in making our mission a living document.

SIC Chair Suzette Durre  
Katherine Bayne

Principal

Comprehensive detail, including definitions of ratings, performance criteria, and explanations of status, is available on [www.ed.sc.gov](http://www.ed.sc.gov) and [www.eoc.sc.gov](http://www.eoc.sc.gov) as well as school and school district websites.

Printed versions are available from school districts upon request.

### Abbreviations Key

N/A Not Applicable N/AV Not Available N/C Not Collected N/R Not Reported I/S Insufficient Sample TBD To be determined  
NI Newly Identified CSI Continuing School Improvement CA Corrective Action RP Plan to Restructure R Restructure DELAY School Improvement Status HOLD School Improvement Status