



SC Annual School Report Card Summary

Oakview Elementary School
 Greenville County School District
 Grades: PK-5 Enrollment: 1,241
 Principal: Dr. Phillip Reavis
 Superintendent: Mr. Burke Royster
 Board Chair: Mr. Roger Meek

PERFORMANCE

Comprehensive detail, including definitions of ratings, performance criteria, and explanations of status, is available on www.ed.sc.gov and www.eoc.sc.gov as well as school and school district websites. Printed versions are available from school districts upon request.

YEAR	ABSOLUTE RATING	GROWTH RATING	PALMETTO GOLD AND SILVER AWARD		ESEA/FEDERAL ACCOUNTABILITY RATING SYSTEM	
			General Performance	Closing the Gap	ESEA Grade	Accountability Indicator
2012	Excellent	Excellent	TBD	TBD	A	N/A
2011	Excellent	Excellent	Gold	N/A	Met	N/A
2010	Excellent	Excellent	Gold	Silver	Met	N/A

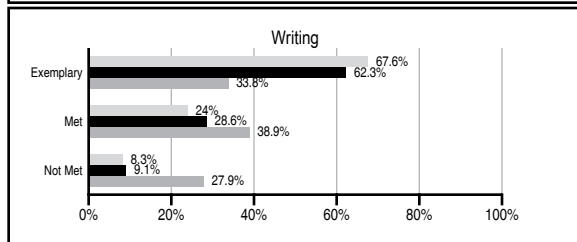
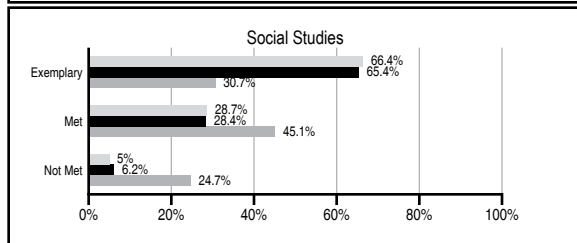
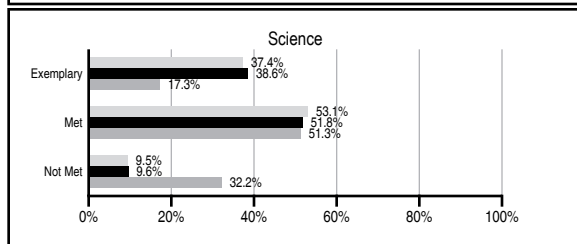
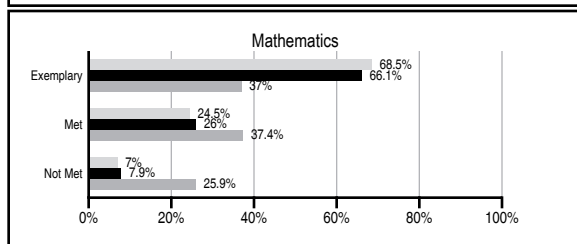
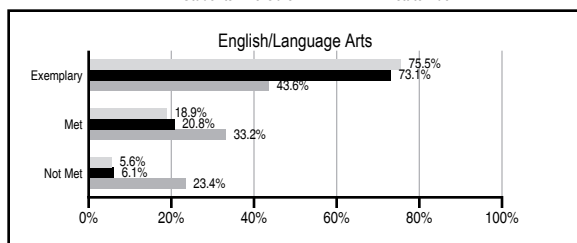
ABSOLUTE RATINGS OF ELEMENTARY SCHOOLS WITH STUDENTS LIKE OURS*

EXCELLENT	GOOD	AVERAGE	BELOW AVERAGE	AT-RISK
14	0	0	0	0

* Ratings are calculated with data available by 11/07/2012. Schools with Students Like Ours are Elementary Schools with Poverty Indices of no more than 5% above or below the index for this school.

PASS PERFORMANCE

Our School Elementary Schools with Students Like Ours Elementary schools statewide



NAEP PERFORMANCE*

* Performance reported for SC and nation, data not available at school level. Percentages at NAEP Achievement Levels.



SC PERFORMANCE VISION

By 2020 all students will graduate with the knowledge and skills necessary to compete successfully in the global economy, participate in a democratic society and contribute positively as members of families and communities.

Abbreviations Key

N/A Not Applicable N/AV Not Available N/C Not Collected N/R Not Reported I/S Insufficient Sample TBD To be determined

Oakview Elementary School [Greenville County School District]

SCHOOL PROFILE

	Our School	Change from Last Year	Elementary Schools with Students Like Ours	Median Elementary School
Students (n=1,241)				
Retention rate	1.1%	Down from 1.4%	0.7%	1.0%
Attendance rate	97.7%	Up from 97.4%	97.4%	96.6%
Served by gifted and talented program	N/AV	N/AV	N/AV	N/AV
With disabilities other than speech	N/AV	N/AV	N/AV	N/AV
Older than usual for grade	N/AV	N/AV	N/AV	N/AV
Out-of-school suspensions or expulsions for violent and/or criminal offenses	0.2%	Up from 0.1%	0.0%	0.0%
Teachers (n=66)				
Teachers with advanced degrees	63.6%	Down from 69.7%	67.8%	63.0%
Continuing contract teachers	N/AV	N/AV	N/AV	N/AV
Teachers returning from previous year	92.6%	Up from 91.0%	91.4%	88.7%
Teacher attendance rate	93.6%	Up from 93.3%	94.7%	95.1%
Average teacher salary*	\$48,944	Up 1.5%	\$49,850	\$47,210
Classes not taught by highly qualified teachers	2.1%	Up from 0.0%	0.8%	0.0%
Professional development days/teacher	14.6 days	Up from 12.4 days	8.9 days	10.5 days
School				
Principal's years at school	11.0	Up from 10.0	3.5	4.0
Student-teacher ratio in core subjects	24.9 to 1	Up from 24.1 to 1	21.6 to 1	20.0 to 1
Prime instructional time	90.6%	Down from 92.2%	90.9%	90.5%
Opportunities in the arts	Good	No Change	Good	Good
SACS accreditation	Yes	No Change	Yes	Yes
Parents attending conferences	100.0%	No Change	100.0%	100.0%
Character development program	Excellent	No Change	Excellent	Excellent
Dollars spent per pupil**	\$5,135	Up 1.1%	\$6,384	\$7,247
Percent of expenditures for instruction**	68.7%	Down from 70.4%	69.9%	68.2%
Percent of expenditures for teacher salaries**	68.7%	Down from 69.0%	69.2%	65.7%
ESEA composite index score	98.3	N/A	99.1	91.9

* Length of contract = 185+ days.

** Prior year audited financial data available.

EVALUATION RESULTS

	Teachers	Students*	Parents*
Number of surveys returned	35	210	178
Percent satisfied with learning environment	100.0%	90.0%	92.6%
Percent satisfied with social and physical environment	100.0%	90.8%	93.7%
Percent satisfied with school-home relations	100.0%	92.1%	91.4%

*Only students at the highest elementary school grade level at this school and their parents were included.

REPORT OF PRINCIPAL AND SCHOOL IMPROVEMENT COUNCIL

Goals and Objectives Faculty Council, School Improvement Council, PTA, and students worked together to establish a clear direction for the 2011-2012 school year. Using the Greenville County Schools Education Plan as a framework, as well as the school's own Strategic Plan, Oakview set goals for improvement. Goal areas included increasing the number of students scoring Exemplary or Met on PASS Math and ELA, expanding parent involvement opportunities, broadening technology proficiency for faculty, and improving student attendance. Accomplishments for 2011-2012 Students continued to maintain a high level of achievement as measured by test scores. Data from curriculum based assessments were used to evaluate progress at K5 and 1st grade. First grade through fifth grade students were also assessed using a variety of instruments including AIMSWEB, ITBS, CogAT, MAP, and/or PASS. PASS results from prior years show Oakview to be performing near the top of the state when compared to schools like ours. In recognition of this continued high achievement, the school received its eleventh consecutive Palmetto Gold Award. Teachers received over \$4,000 in grants to carry out innovative instructional strategies in their classrooms. Partnering with PTA, the school purchased a leveled reader bookroom containing nearly 600 titles! The school hosted its first ever Health and Wellness Night and implemented a new "healthy menu" in the cafeteria. Oakview received a Safe Schools Award for the seventh consecutive year from Upstate Safe Kids. The school continued its service to the community by recycling aluminum cans, which has garnered over \$18,000 for the S.C. Burned Children's Fund over the years. PTA and community members logged tens of thousands of volunteer hours to support school programs. Among other awards received at the state PTA convention, Oakview's principal was recognized by the South Carolina PTA as Outstanding Elementary Principal of the Year. Plans for the Future In preparation for 2012-2013, the school will continue building on its efforts this year in the area of balanced literacy. In addition, the school will host a Math, Science, and Technology Night and will take part in a Technology Refresh program to replace all student and teacher computers and laptops. With an established Strategic Plan, the school will continue to focus on goals for improved student performance, while at the same time, teaching the "whole child." Together, we anticipate success as we fulfill Oakview's mission!

Principal, Dr. Phillip Reavis and SIC Chair, Heather Peck

Comprehensive detail, including definitions of ratings, performance criteria, and explanations of status, is available on www.ed.sc.gov and www.eoc.sc.gov as well as school and school district websites.

Printed versions are available from school districts upon request.

Abbreviations Key

N/A Not Applicable N/AV Not Available N/C Not Collected N/R Not Reported I/S Insufficient Sample TBD To be determined

NI Newly Identified CSI Continuing School Improvement CA Corrective Action RP Plan to Restructure R Restructure DELAY School Improvement Status HOLD School Improvement Status