

SC Annual School Report Card Summary

Heritage Elementary School
 Greenville County School District
 Grades: PK-5 Enrollment: 644
 Principal: Heather Hester
 Superintendent: Mr. Burke Royster
 Board Chair: Mr. Roger Meek

PERFORMANCE

Comprehensive detail, including definitions of ratings, performance criteria, and explanations of status, is available on www.ed.sc.gov and www.eoc.sc.gov as well as school and school district websites. Printed versions are available from school districts upon request.

YEAR	ABSOLUTE RATING	GROWTH RATING	PALMETTO GOLD AND SILVER AWARD		ESEA/FEDERAL ACCOUNTABILITY RATING SYSTEM	
			General Performance	Closing the Gap	ESEA Grade	Accountability Indicator
2012	Average	Average	TBD	TBD	B	N/A
2011	Average	Average	Silver	N/A	Not Met	N/A
2010	Average	Average	N/A	N/A	Met	N/A

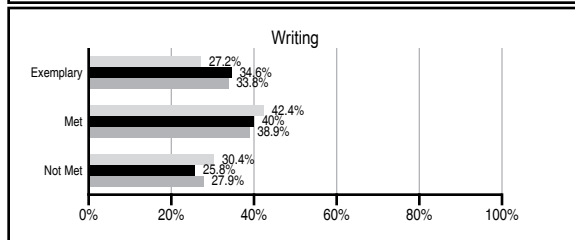
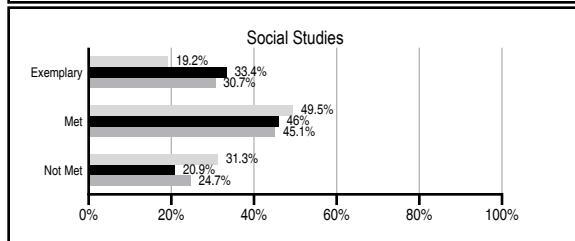
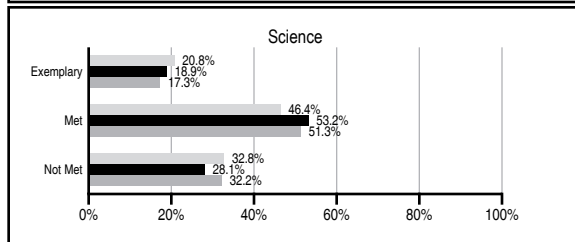
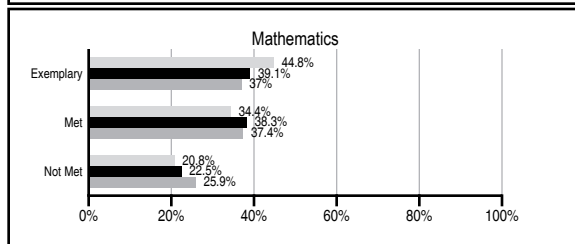
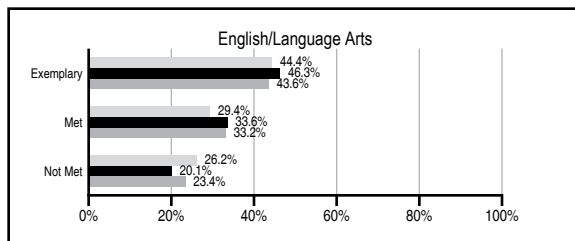
ABSOLUTE RATINGS OF ELEMENTARY SCHOOLS WITH STUDENTS LIKE OURS*

EXCELLENT	GOOD	AVERAGE	BELOW AVERAGE	AT-RISK
32	44	35	1	0

* Ratings are calculated with data available by 11/07/2012. Schools with Students Like Ours are Elementary Schools with Poverty Indices of no more than 5% above or below the index for this school.



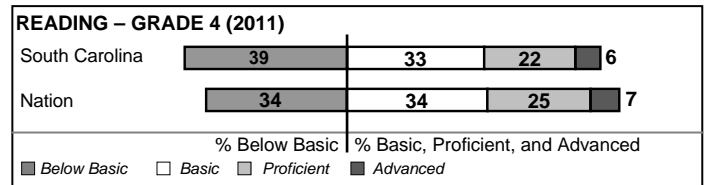
PASS PERFORMANCE

Our School Elementary Schools with Students Like Ours Elementary schools statewide



NAEP PERFORMANCE*

* Performance reported for SC and nation, data not available at school level. Percentages at NAEP Achievement Levels.



SC PERFORMANCE VISION

By 2020 all students will graduate with the knowledge and skills necessary to compete successfully in the global economy, participate in a democratic society and contribute positively as members of families and communities.

Abbreviations Key

N/A Not Applicable N/AV Not Available N/C Not Collected N/R Not Reported I/S Insufficient Sample TBD To be determined

Heritage Elementary School [Greenville County School District]

SCHOOL PROFILE

	Our School	Change from Last Year	Elementary Schools with Students Like Ours	Median Elementary School
Students (n=644)				
Retention rate	2.7%	Up from 1.3%	1.1%	1.0%
Attendance rate	95.7%	Down from 96.2%	96.4%	96.6%
Served by gifted and talented program	N/AV	N/AV	N/AV	N/AV
With disabilities other than speech	N/AV	N/AV	N/AV	N/AV
Older than usual for grade	N/AV	N/AV	N/AV	N/AV
Out-of-school suspensions or expulsions for violent and/or criminal offenses	0.3%	Up from 0.2%	0.0%	0.0%
Teachers (n=38)				
Teachers with advanced degrees	60.5%	Down from 63.4%	62.1%	63.0%
Continuing contract teachers	N/AV	N/AV	N/AV	N/AV
Teachers returning from previous year	92.9%	Down from 93.9%	89.4%	88.7%
Teacher attendance rate	94.3%	Up from 92.6%	95.3%	95.1%
Average teacher salary*	\$47,390	Down 1.7%	\$47,380	\$47,210
Classes not taught by highly qualified teachers	0.0%	No Change	0.0%	0.0%
Professional development days/teacher	10.1 days	Down from 10.2 days	11.3 days	10.5 days
School				
Principal's years at school	12.0	Up from 11.0	5.0	4.0
Student-teacher ratio in core subjects	23.9 to 1	Up from 22.3 to 1	19.9 to 1	20.0 to 1
Prime instructional time	88.9%	Down from 90.4%	90.3%	90.5%
Opportunities in the arts	Good	No Change	Good	Good
SACS accreditation	Yes	No Change	Yes	Yes
Parents attending conferences	100.0%	Up from 99.3%	100.0%	100.0%
Character development program	Excellent	No Change	Excellent	Excellent
Dollars spent per pupil**	\$6,012	Down 7.1%	\$6,859	\$7,247
Percent of expenditures for instruction**	66.7%	Down from 69.3%	68.0%	68.2%
Percent of expenditures for teacher salaries**	66.6%	Down from 68.4%	65.9%	65.7%
ESEA composite index score	86.0	N/A	92.0	91.9

* Length of contract = 185+ days.

** Prior year audited financial data available.

REPORT OF PRINCIPAL AND SCHOOL IMPROVEMENT COUNCIL

Throughout the 2011-2012 school year, Heritage continued its pursuit of excellence. Our committed staff continues to provide outstanding, quality learning and a loving environment. We keep our focus on moving students to higher levels of learning and self-regulation. As part of our plan for growth and improvement, Heritage continues to implement the International Baccalaureate (IB) Primary Years Program. The faculty worked hard this year to align our Program of Inquiry with both the SC State Academic Standards and the Common Core Standards. We collaborated with other upstate IB programs to provide professional development for our teachers in IB standards and practices. Through guided inquiry, students utilize problem solving strategies and meet high academic expectations as they become culturally aware and world ready. The IB Profile and Attitudes are incorporated throughout the curriculum. This helps our students excel in the affective domain. Heritage is also committed to arts integration and uses professional development experience to train teachers in our building on how to maximize instruction through arts integration. We continue our strong partnership with North Greenville University, Furman University, Clemson University and University of South Carolina-Upstate to promote quality teaching and learning through our collaboration. Heritage will continue to address the academic needs of all students. Please note our goals for improvement as we continue to provide the best possible learning environment for children. 1. Raise the academic challenge and performance of each student. 2. Heritage students will be challenged through inquiry-based experiences. 3. Heritage teachers will be trained in available technology software and hardware. 4. Develop and maintain strong, meaningful partnerships with parents. 5. Students, parents, and staff will share the responsibility for improving student learning and behavior. Respect, responsibility, and integrity will be evident.

Martha Kinard, Principal
Tim Snyder, School Improvement Chair

EVALUATION RESULTS

	Teachers	Students*	Parents*
Number of surveys returned	39	87	44
Percent satisfied with learning environment	100.0%	87.2%	95.5%
Percent satisfied with social and physical environment	100.0%	90.5%	97.7%
Percent satisfied with school-home relations	97.4%	91.9%	88.6%

*Only students at the highest elementary school grade level at this school and their parents were included.

Comprehensive detail, including definitions of ratings, performance criteria, and explanations of status, is available on www.ed.sc.gov and www.eoc.sc.gov as well as school and school district websites.

Printed versions are available from school districts upon request.

Abbreviations Key

N/A Not Applicable N/AV Not Available N/C Not Collected N/R Not Reported I/S Insufficient Sample TBD To be determined
NI Newly Identified CSI Continuing School Improvement CA Corrective Action RP Plan to Restructure R Restructure DELAY School Improvement Status HOLD School Improvement Status