



SC Annual School Report Card Summary

Greenbrier Elementary School
 Greenville County School District
 Grades: PK-5 Enrollment: 822
 Principal: Y.C. (Nicky) Andrews
 Superintendent: Mr. Burke Royster
 Board Chair: Mr. Roger Meek

PERFORMANCE

Comprehensive detail, including definitions of ratings, performance criteria, and explanations of status, is available on www.ed.sc.gov and www.eoc.sc.gov as well as school and school district websites. Printed versions are available from school districts upon request.

YEAR	ABSOLUTE RATING	GROWTH RATING	PALMETTO GOLD AND SILVER AWARD		ESEA/FEDERAL ACCOUNTABILITY RATING SYSTEM	
			General Performance	Closing the Gap	ESEA Grade	Accountability Indicator
2012	Average	Average	TBD	TBD	B	N/A
2011	Average	Average	Silver	N/A	Not Met	N/A
2010	Average	Average	N/A	N/A	Met	N/A

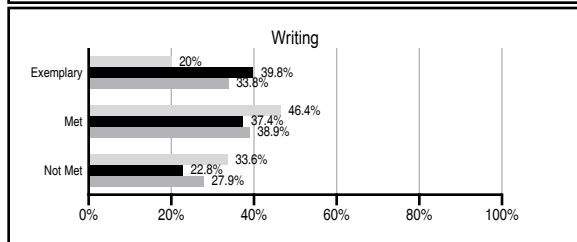
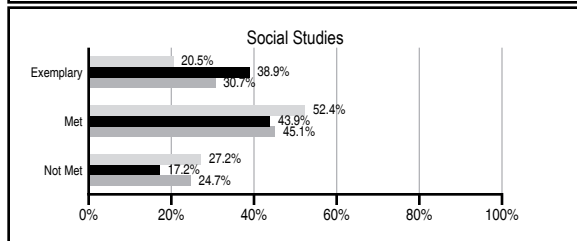
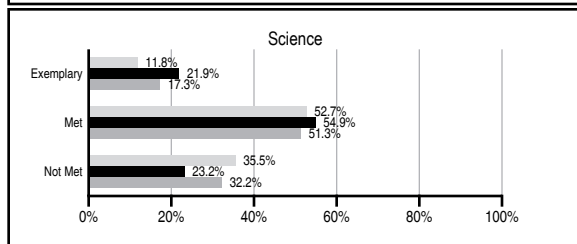
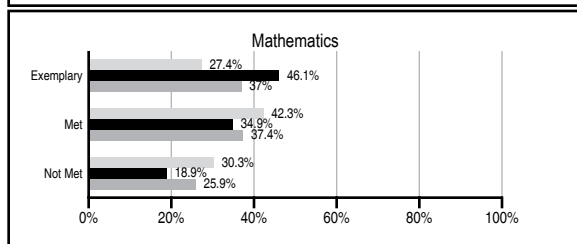
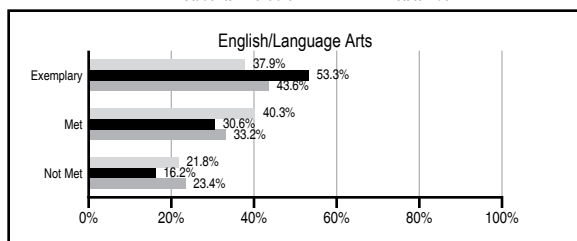
ABSOLUTE RATINGS OF ELEMENTARY SCHOOLS WITH STUDENTS LIKE OURS*

EXCELLENT	GOOD	AVERAGE	BELOW AVERAGE	AT-RISK
41	23	6	1	0

* Ratings are calculated with data available by 11/07/2012. Schools with Students Like Ours are Elementary Schools with Poverty Indices of no more than 5% above or below the index for this school.

PASS PERFORMANCE

Our School Elementary Schools with Students Like Ours Elementary schools statewide



NAEP PERFORMANCE*

* Performance reported for SC and nation, data not available at school level. Percentages at NAEP Achievement Levels.



SC PERFORMANCE VISION

By 2020 all students will graduate with the knowledge and skills necessary to compete successfully in the global economy, participate in a democratic society and contribute positively as members of families and communities.

Abbreviations Key

N/A Not Applicable N/AV Not Available N/C Not Collected N/R Not Reported I/S Insufficient Sample TBD To be determined

Greenbrier Elementary School [Greenville County School District]

SCHOOL PROFILE

	Our School	Change from Last Year	Elementary Schools with Students Like Ours	Median Elementary School
Students (n=822)				
Retention rate	1.3%	Up from 0.9%	0.7%	1.0%
Attendance rate	96.9%	No Change	96.9%	96.6%
Served by gifted and talented program	N/AV	N/AV	N/AV	N/AV
With disabilities other than speech	N/AV	N/AV	N/AV	N/AV
Older than usual for grade	N/AV	N/AV	N/AV	N/AV
Out-of-school suspensions or expulsions for violent and/or criminal offenses	0.4%	Up from 0.0%	0.0%	0.0%
Teachers (n=47)				
Teachers with advanced degrees	53.2%	Up from 47.8%	62.4%	63.0%
Continuing contract teachers	N/AV	N/AV	N/AV	N/AV
Teachers returning from previous year	96.2%	Up from 91.2%	90.1%	88.7%
Teacher attendance rate	94.2%	Up from 93.6%	95.0%	95.1%
Average teacher salary*	\$45,413	Up 1.9%	\$48,843	\$47,210
Classes not taught by highly qualified teachers	0.0%	No Change	0.0%	0.0%
Professional development days/teacher	12.3 days	Up from 10.7 days	10.3 days	10.5 days
School				
Principal's years at school	4.0	Up from 3.0	5.0	4.0
Student-teacher ratio in core subjects	21.4 to 1	Down from 23.4 to 1	20.5 to 1	20.0 to 1
Prime instructional time	89.1%	Down from 89.4%	90.8%	90.5%
Opportunities in the arts	Good	No Change	Good	Good
SACS accreditation	Yes	No Change	Yes	Yes
Parents attending conferences	100.0%	Up from 99.0%	100.0%	100.0%
Character development program	Good	No Change	Excellent	Excellent
Dollars spent per pupil**	\$5,478	Down 1.5%	\$6,866	\$7,247
Percent of expenditures for instruction**	70.9%	Up from 70.7%	69.7%	68.2%
Percent of expenditures for teacher salaries**	70.6%	Up from 69.6%	67.7%	65.7%
ESEA composite index score	86.0	N/A	95.4	91.9

* Length of contract = 185+ days.

** Prior year audited financial data available.

EVALUATION RESULTS

	Teachers	Students*	Parents*
Number of surveys returned	45	136	59
Percent satisfied with learning environment	82.2%	80.9%	87.9%
Percent satisfied with social and physical environment	93.3%	79.1%	88.1%
Percent satisfied with school-home relations	86.7%	86.0%	84.5%

*Only students at the highest elementary school grade level at this school and their parents were included.

REPORT OF PRINCIPAL AND SCHOOL IMPROVEMENT COUNCIL

Greenbrier Elementary: The School of Kindness provides a caring and supportive environment. This caring community requires students and teachers to take active roles in shaping the culture and environment of the classroom, as well as of the school at large.

Greenbrier is an environment where students feel safe physically, emotionally and intellectually. We believe caring relationships in school allow students and staff members to feel safe to take risks and participate without fear of ridicule. By learning how to actively Take Time to Be Kind (TTTBK) through use of good manners, performing random acts of kindness, and helping others when they are struggling, students promote a climate of care and respect. Kindness Patrols help promote the vision of TTTBK by modeling kindness and leading school community service projects. By learning how to actively TTTBK, students and faculty help create a culture of support and acceptance.

Our mission at Greenbrier Elementary is to become seekers of learning, models of excellence, and builders of character. Greenbrier Elementary is a public school in southern Greenville County located in the Mauldin community. Our school, home to over 800 wonderful students, has heterogeneously grouped classes in kindergarten through grade five. We have a 4K classroom and five self-contained special education classes. Specialists in art, music, physical education, and library science teach all students. The academic curriculum is both meaningful and appropriately challenging for all students. With ongoing staff development, strategies for differentiating instruction are presented and shared at grade level meetings to ensure that teachers are meeting the learning needs of their students. Academic support is given to students who struggle with learning concepts. Formative common assessments provide data for the teachers to identify students' learning needs and differentiate instruction. Common grade level planning provides collaboration for curricular decisions that address and support student needs. These strategies ensure that every student is valued and respected and every opportunity is given to assist each student to excel, regardless of the learning needs and cultural differences. Modeling

Working together, our Parent Teacher Association (PTA) and School Improvement Council (SIC) along with parents, grandparents, school staff and the community seek to serve the mission of Greenbrier. The partnership between Greenbrier's PTA, SIC, and the community is held in high regard. Through gifts of time and donations, our business partners enable us to host family-friendly events throughout the year and have included Family Fun Nights, where families come together for healthy dinners and engage in fun activities that focus on positive connections. Greenbrier believes in effective and frequent home-school communication. We look forward to opportunities that lie ahead for our students and our school as we continue to strive for excellence.

For information about our school, please contact Mrs. Nichole Colby, our SIC Chairwoman or our principal, Mrs. Nicky Andrews

Comprehensive detail, including definitions of ratings, performance criteria, and explanations of status, is available on www.ed.sc.gov and www.eoc.sc.gov as well as school and school district websites.

Printed versions are available from school districts upon request.

Abbreviations Key

N/A Not Applicable N/AV Not Available N/C Not Collected N/R Not Reported I/S Insufficient Sample TBD To be determined

NI Newly Identified CSI Continuing School Improvement CA Corrective Action RP Plan to Restructure R Restructure DELAY School Improvement Status HOLD School Improvement Status