



SC Annual School Report Card Summary

Westcliffe Elementary
Greenville County School District
Grades: PK-5 Enrollment: 281
Principal: Carolyn H. Morgan
Superintendent: Mr. Burke Royster
Board Chair: Mr. Roger Meek

PERFORMANCE

Comprehensive detail, including definitions of ratings, performance criteria, and explanations of status, is available on www.ed.sc.gov and www.eoc.sc.gov as well as school and school district websites. Printed versions are available from school districts upon request.

YEAR	ABSOLUTE RATING	GROWTH RATING	PALMETTO GOLD AND SILVER AWARD		ESEA/FEDERAL ACCOUNTABILITY RATING SYSTEM	
			General Performance	Closing the Gap	ESEA Grade	Accountability Indicator
2012	Good	Excellent	TBD	TBD	A	Reward
2011	Average	Good	Silver	N/A	Met	N/A
2010	Average	Excellent	Gold	Silver	Met	N/A

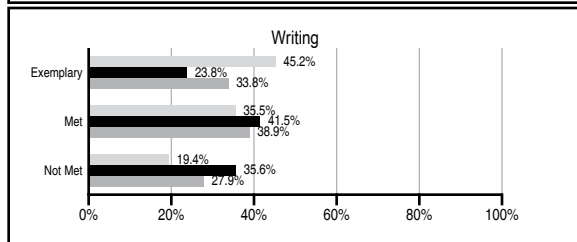
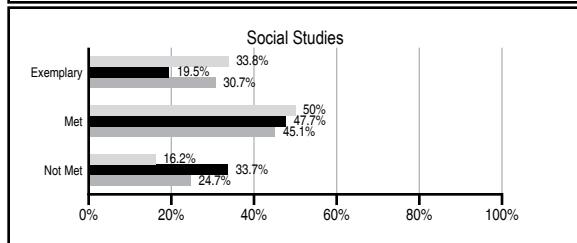
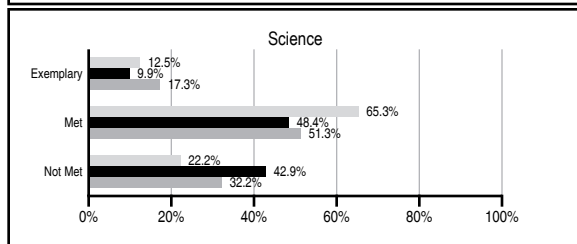
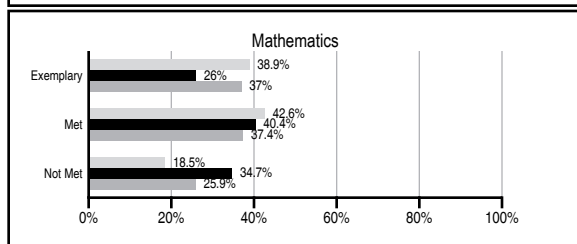
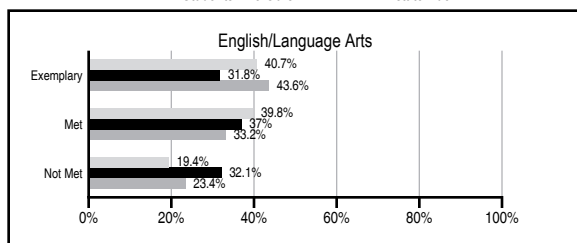
ABSOLUTE RATINGS OF ELEMENTARY SCHOOLS WITH STUDENTS LIKE OURS*

EXCELLENT	GOOD	AVERAGE	BELOW AVERAGE	AT-RISK
6	13	105	23	9

* Ratings are calculated with data available by 11/07/2012. Schools with Students Like Ours are Elementary Schools with Poverty Indices of no more than 5% above or below the index for this school.

PASS PERFORMANCE

Our School Elementary Schools with Students Like Ours Elementary schools statewide



NAEP PERFORMANCE*

* Performance reported for SC and nation, data not available at school level. Percentages at NAEP Achievement Levels.



SC PERFORMANCE VISION

By 2020 all students will graduate with the knowledge and skills necessary to compete successfully in the global economy, participate in a democratic society and contribute positively as members of families and communities.

Abbreviations Key

N/A Not Applicable N/AV Not Available N/C Not Collected N/R Not Reported I/S Insufficient Sample TBD To be determined

Westcliffe Elementary [Greenville County School District]

SCHOOL PROFILE

	Our School	Change from Last Year	Elementary Schools with Students Like Ours	Median Elementary School
Students (n=281)				
Retention rate	4.3%	Up from 2.8%	1.3%	1.0%
Attendance rate	96.8%	Up from 96.1%	96.3%	96.6%
Served by gifted and talented program	N/AV	N/AV	N/AV	N/AV
With disabilities other than speech	N/AV	N/AV	N/AV	N/AV
Older than usual for grade	N/AV	N/AV	N/AV	N/AV
Out-of-school suspensions or expulsions for violent and/or criminal offenses	0.0%	No Change	0.0%	0.0%
Teachers (n=22)				
Teachers with advanced degrees	59.1%	Down from 68.0%	61.1%	63.0%
Continuing contract teachers	N/AV	N/AV	N/AV	N/AV
Teachers returning from previous year	88.6%	Down from 95.6%	86.8%	88.7%
Teacher attendance rate	97.7%	Up from 95.8%	95.1%	95.1%
Average teacher salary*	\$49,225	Up 1.9%	\$45,872	\$47,210
Classes not taught by highly qualified teachers	0.0%	No Change	0.0%	0.0%
Professional development days/teacher	5.6 days	Up from 5.5 days	10.7 days	10.5 days
School				
Principal's years at school	14.0	Up from 13.0	4.0	4.0
Student-teacher ratio in core subjects	16.2 to 1	Down from 17.4 to 1	19.1 to 1	20.0 to 1
Prime instructional time	94.3%	Up from 92.6%	90.3%	90.5%
Opportunities in the arts	Good	No Change	Good	Good
SACS accreditation	Yes	No Change	Yes	Yes
Parents attending conferences	100.0%	No Change	100.0%	100.0%
Character development program	Excellent	No Change	Excellent	Excellent
Dollars spent per pupil**	\$9,168	Down 1.7%	\$7,726	\$7,247
Percent of expenditures for instruction**	65.4%	Up from 64.6%	67.3%	68.2%
Percent of expenditures for teacher salaries**	63.8%	Up from 63.2%	63.7%	65.7%
ESEA composite index score	96.9	N/A	88.3	91.9

* Length of contract = 185+ days.

** Prior year audited financial data available.

EVALUATION RESULTS

	Teachers	Students*	Parents*
Number of surveys returned	25	26	28
Percent satisfied with learning environment	100.0%	92.3%	85.7%
Percent satisfied with social and physical environment	100.0%	96.2%	88.9%
Percent satisfied with school-home relations	88.0%	92.3%	92.9%

*Only students at the highest elementary school grade level at this school and their parents were included.

REPORT OF PRINCIPAL AND SCHOOL IMPROVEMENT COUNCIL

Westcliffe Elementary is in the Berea area of Greenville County. We have the privilege of serving students from four year old kindergarten through fifth grade. All staff members are Highly Qualified (HQ) and dedicated to daily serving all students. Instruction at Westcliffe Elementary is data driven. Teachers use grade level benchmark assessments as well as teacher made common assessments, checklists, reading and math grade level tests and theme tests for reading to help meet the needs of all children. We also use a program called Response to Intervention (RTi) as another source of assessment for students in kindergarten through third grade. MAP (Measures of Academic Progress), a computer test for all subjects, was another assessment used in second through fifth grades. Westcliffe teachers use technology to help enhance learning for all students throughout the school on a daily basis. Title I provided parents many opportunities to attend workshops that would help them provide their children help with things such as homework, math, reading, or test taking skills. Parents of first and second graders were able to attend monthly workshops with teachers to learn games to help children with reading or math. Other opportunities for parents to be involved were our PTA Meetings, the Math Pirate Night, the Book Fairs, and our Reading Night. This past year, Westcliffe Elementary was honored to receive a Palmetto 2011-12 Silver Award and a Safe School Award. Our Westcliffe Motto: "Westcliffe Wildcats Are Wild About Learning" helps to keep us focused on the fact that learning is our top priority and of our commitment to these children each day because after all, "Westcliffe Wildcats Cannot Hide That Westcliffe Pride."

Carolyn Morgan, Principal
Melissa Phillips, SIC Chair

Comprehensive detail, including definitions of ratings, performance criteria, and explanations of status, is available on www.ed.sc.gov and www.eoc.sc.gov as well as school and school district websites.

Printed versions are available from school districts upon request.

Abbreviations Key

N/A Not Applicable N/AV Not Available N/C Not Collected N/R Not Reported I/S Insufficient Sample TBD To be determined

NI Newly Identified CSI Continuing School Improvement CA Corrective Action RP Plan to Restructure R Restructure DELAY School Improvement Status HOLD School Improvement Status