



# SC Annual School Report Card Summary

Welcome Elementary School  
 Greenville County School District  
 Grades: K-5 Enrollment: 637  
 Principal: Christine L. Phillips  
 Superintendent: Mr. Burke Royster  
 Board Chair: Mr. Roger Meek

## PERFORMANCE

Comprehensive detail, including definitions of ratings, performance criteria, and explanations of status, is available on [www.ed.sc.gov](http://www.ed.sc.gov) and [www.eoc.sc.gov](http://www.eoc.sc.gov) as well as school and school district websites. Printed versions are available from school districts upon request.

YEAR	ABSOLUTE RATING	GROWTH RATING	PALMETTO GOLD AND SILVER AWARD		ESEA/FEDERAL ACCOUNTABILITY RATING SYSTEM	
			General Performance	Closing the Gap	ESEA Grade	Accountability Indicator
2012	Average	Good	TBD	TBD	A	Reward
2011	Average	Average	Silver	N/A	Not Met	N/A
2010	Average	Average	N/A	N/A	Met	N/A

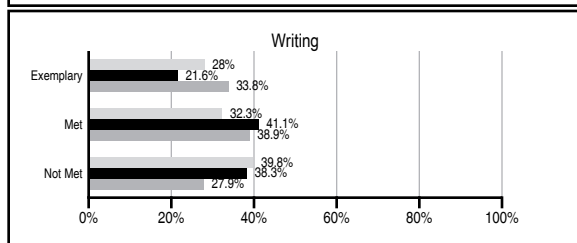
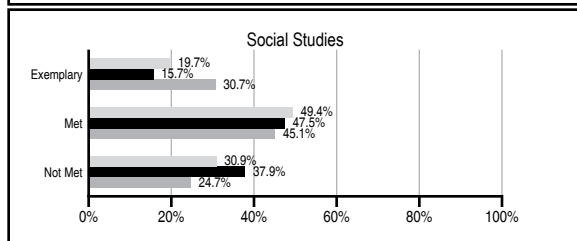
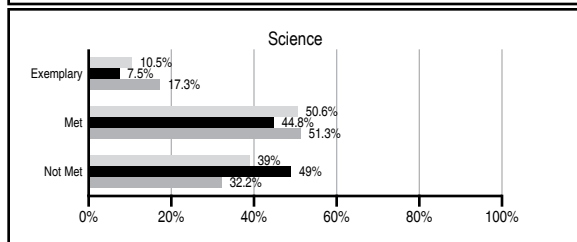
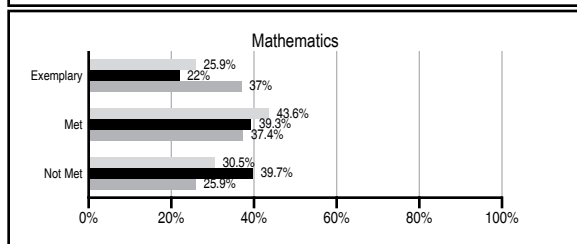
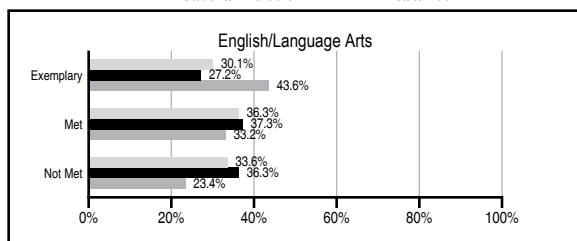
## ABSOLUTE RATINGS OF ELEMENTARY SCHOOLS WITH STUDENTS LIKE OURS\*

EXCELLENT	GOOD	AVERAGE	BELOW AVERAGE	AT-RISK
2	10	83	47	19

\* Ratings are calculated with data available by 11/07/2012. Schools with Students Like Ours are Elementary Schools with Poverty Indices of no more than 5% above or below the index for this school.

## PASS PERFORMANCE

Our School Elementary Schools with Students Like Ours Elementary schools statewide



## NAEP PERFORMANCE\*

\* Performance reported for SC and nation, data not available at school level. Percentages at NAEP Achievement Levels.



## SC PERFORMANCE VISION

By 2020 all students will graduate with the knowledge and skills necessary to compete successfully in the global economy, participate in a democratic society and contribute positively as members of families and communities.

### Abbreviations Key

N/A Not Applicable N/AV Not Available N/C Not Collected N/R Not Reported I/S Insufficient Sample TBD To be determined

# Welcome Elementary School [Greenville County School District]

## SCHOOL PROFILE

	Our School	Change from Last Year	Elementary Schools with Students Like Ours	Median Elementary School
<b>Students (n=637)</b>				
Retention rate	0.9%	Up from 0.8%	1.3%	1.0%
Attendance rate	96.8%	Up from 96.3%	96.3%	96.6%
Served by gifted and talented program	N/AV	N/AV	N/AV	N/AV
With disabilities other than speech	N/AV	N/AV	N/AV	N/AV
Older than usual for grade	N/AV	N/AV	N/AV	N/AV
Out-of-school suspensions or expulsions for violent and/or criminal offenses	1.4%	Up from 0.0%	0.0%	0.0%
<b>Teachers (n=47)</b>				
Teachers with advanced degrees	66.0%	Up from 61.9%	62.5%	63.0%
Continuing contract teachers	N/AV	N/AV	N/AV	N/AV
Teachers returning from previous year	85.5%	Up from 84.7%	85.4%	88.7%
Teacher attendance rate	95.6%	Down from 96.4%	95.4%	95.1%
Average teacher salary*	\$44,559	Down 0.5%	\$45,018	\$47,210
Classes not taught by highly qualified teachers	0.0%	No Change	0.0%	0.0%
Professional development days/teacher	14.2 days	Down from 16.6 days	9.7 days	10.5 days
<b>School</b>				
Principal's years at school	4.0	Up from 3.0	4.0	4.0
Student-teacher ratio in core subjects	17.5 to 1	Down from 19.1 to 1	18.0 to 1	20.0 to 1
Prime instructional time	91.1%	Up from 90.8%	90.7%	90.5%
Opportunities in the arts	Good	No Change	Good	Good
SACS accreditation	Yes	No Change	Yes	Yes
Parents attending conferences	100.0%	No Change	100.0%	100.0%
Character development program	Good	No Change	Excellent	Excellent
Dollars spent per pupil**	\$6,622	Down 4.8%	\$8,384	\$7,247
Percent of expenditures for instruction**	68.5%	Down from 71.0%	66.1%	68.2%
Percent of expenditures for teacher salaries**	66.8%	Down from 68.7%	62.9%	65.7%
ESEA composite index score	98.3	N/A	83.3	91.9

\* Length of contract = 185+ days.

\*\* Prior year audited financial data available.

## EVALUATION RESULTS

	Teachers	Students*	Parents*
Number of surveys returned	29	98	81
Percent satisfied with learning environment	96.6%	93.9%	88.6%
Percent satisfied with social and physical environment	93.1%	92.8%	79.7%
Percent satisfied with school-home relations	82.8%	92.9%	86.4%

\*Only students at the highest elementary school grade level at this school and their parents were included.

## REPORT OF PRINCIPAL AND SCHOOL IMPROVEMENT COUNCIL

Welcome Elementary continued to provide many opportunities to students for academic success. Class sizes in third, fourth, and fifth grades were reduced using School-wide Title I funds. Through state funding, first grade class sizes were also reduced. A before- school "Breakfast Club" program funded School-wide Title I offered students in second through fifth grades academic assistance and acceleration. Welcome implemented the Response to Intervention reading program in kindergarten and first grades, and the Fast ForWord computer intervention program at all grade levels. Instructional technology continued to expand with opportunities for students to utilize software targeted to students' individual academic needs including CompassLearning Odyssey, English in a Flash, and Raz Kidz. Students were involved in technology research projects that allowed them to blog, glog, and document their research with flip video cameras. Several virtual field trips were experienced including trips to Ellis Island, the Smithsonian Institute, and a botanical garden. Promethean Boards were used in all classrooms to engage students in their own learning. Positive Behavior Intervention Supports (PBIS) were put into place to bring about positive discipline and reinforcements in our school. Our plan for teachers' professional development addressed the continued implementation of programs to assist students in reading and mathematics. Every Day Counts Calendar Math is a school-wide math program that promotes the mastery of math skills. Teachers were trained in hands-on math partnering and student engagement through games. Other professional development opportunities included 4-Block balanced literacy, Learning Focus strategies, Quality Tools, technology updates, and Tools 4 Literacy. Parent involvement efforts continued to improve with a base of volunteers dedicated to helping our teachers with non-instructional tasks such as copying and laminating. Our school website was consistently updated providing parents with timely information and students in action. "Take-Home Mondays" for all teacher-student-parent communications were an expectation as well as sending home newsletters from classroom teachers, the principal, and Title I. The automated school messenger for upcoming dates and important information was used weekly. We continued to provide opportunities for parents to be involved in their child's learning through PTA sponsored events such as Reading Night, Math Games Night, Showcase of Talent, and the Christmas music program. A number of School-wide Title I funded parent meetings on topics such as Homework Help for your Child, Disciplining with Love, Home Health and Nutrition, How to Apply for Medicaid, and Dental Health were offered. Literacy events were targeted specifically for primary grade parents to support emerging readers. Through school-wide Title I funds, a full-time bi-lingual parent involvement coordinator was available to assist parents with volunteering, parenting issues, and involvement in the overall school program and educational decision-making process. At Welcome Elementary we believe . . . Every Child is a Star!

Christine L. Phillips, Principal  
Paul Fulton, SIC Chair

Comprehensive detail, including definitions of ratings, performance criteria, and explanations of status, is available on [www.ed.sc.gov](http://www.ed.sc.gov) and [www.eoc.sc.gov](http://www.eoc.sc.gov) as well as school and school district websites.

Printed versions are available from school districts upon request.

### Abbreviations Key

N/A Not Applicable N/AV Not Available N/C Not Collected N/R Not Reported I/S Insufficient Sample TBD To be determined  
NI Newly Identified CSI Continuing School Improvement CA Corrective Action RP Plan to Restructure R Restructure DELAY School Improvement Status HOLD School Improvement Status