

SC Annual School Report Card Summary

Buena Vista Elementary School
Greenville County School District
Grades: K-5 **Enrollment: 806**
Principal: Dr. Ann K. Mohr
Superintendent: Mr. Burke Royster
Board Chair: Mr. Roger Meek

PERFORMANCE

Comprehensive detail, including definitions of ratings, performance criteria, and explanations of status, is available on www.ed.sc.gov and www.eoc.sc.gov as well as school and school district websites. Printed versions are available from school districts upon request.

YEAR	ABSOLUTE RATING	GROWTH RATING	PALMETTO GOLD AND SILVER AWARD		ESEA/FEDERAL ACCOUNTABILITY RATING SYSTEM	
			General Performance	Closing the Gap	ESEA Grade	Accountability Indicator
2012	Excellent	Excellent	TBD	TBD	A	N/A
2011	Excellent	Excellent	Gold	Silver	Met	N/A
2010	Excellent	Excellent	Gold	N/A	Met	N/A

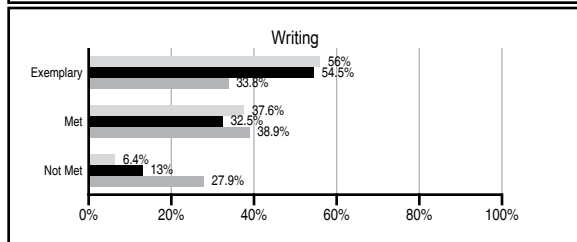
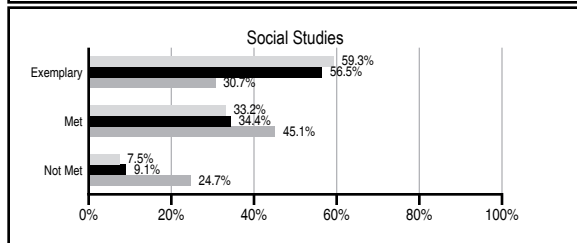
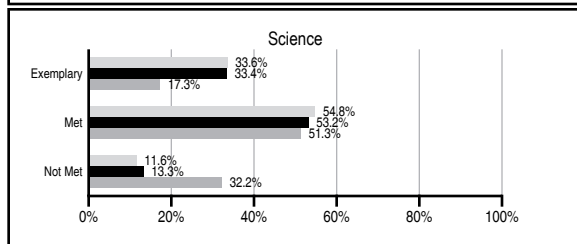
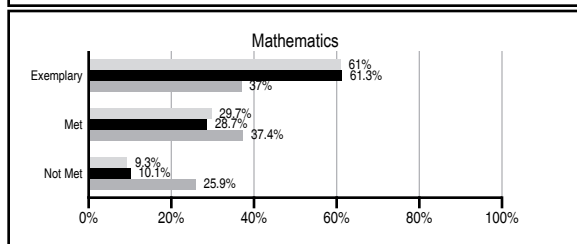
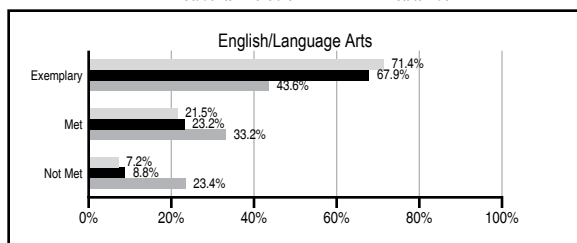
ABSOLUTE RATINGS OF ELEMENTARY SCHOOLS WITH STUDENTS LIKE OURS*

EXCELLENT	GOOD	AVERAGE	BELOW AVERAGE	AT-RISK
15	0	0	0	0

* Ratings are calculated with data available by 11/07/2012. Schools with Students Like Ours are Elementary Schools with Poverty Indices of no more than 5% above or below the index for this school.




PASS PERFORMANCE

Our School Elementary Schools with Students Like Ours Elementary schools statewide



NAEP PERFORMANCE*

* Performance reported for SC and nation, data not available at school level. Percentages at NAEP Achievement Levels.



SC PERFORMANCE VISION

By 2020 all students will graduate with the knowledge and skills necessary to compete successfully in the global economy, participate in a democratic society and contribute positively as members of families and communities.

Abbreviations Key

N/A Not Applicable N/AV Not Available N/C Not Collected N/R Not Reported I/S Insufficient Sample TBD To be determined

Buena Vista Elementary School [Greenville County School District]

SCHOOL PROFILE

	Our School	Change from Last Year	Elementary Schools with Students Like Ours	Median Elementary School
Students (n=806)				
Retention rate	0.9%	Down from 1.3%	0.6%	1.0%
Attendance rate	97.3%	Up from 97.0%	97.3%	96.6%
Served by gifted and talented program	N/AV	N/AV	N/AV	N/AV
With disabilities other than speech	N/AV	N/AV	N/AV	N/AV
Older than usual for grade	N/AV	N/AV	N/AV	N/AV
Out-of-school suspensions or expulsions for violent and/or criminal offenses	0.0%	Down from 0.1%	0.0%	0.0%
Teachers (n=42)				
Teachers with advanced degrees	54.8%	Down from 60.0%	67.9%	63.0%
Continuing contract teachers	N/AV	N/AV	N/AV	N/AV
Teachers returning from previous year	89.3%	Up from 85.2%	91.5%	88.7%
Teacher attendance rate	97.1%	Up from 95.8%	95.4%	95.1%
Average teacher salary*	\$43,843	Down 1.3%	\$48,726	\$47,210
Classes not taught by highly qualified teachers	0.0%	No Change	0.0%	0.0%
Professional development days/teacher	6.9 days	Up from 6.1 days	10.0 days	10.5 days
School				
Principal's years at school	10.0	Up from 9.0	6.0	4.0
Student-teacher ratio in core subjects	23.1 to 1	Down from 23.2 to 1	21.4 to 1	20.0 to 1
Prime instructional time	93.9%	Up from 93.5%	92.3%	90.5%
Opportunities in the arts	Good	No Change	Good	Good
SACS accreditation	Yes	No Change	Yes	Yes
Parents attending conferences	100.0%	Up from 99.6%	100.0%	100.0%
Character development program	Excellent	Up from Good	Excellent	Excellent
Dollars spent per pupil**	\$5,243	Down 0.7%	\$6,428	\$7,247
Percent of expenditures for instruction**	64.8%	Down from 65.8%	68.7%	68.2%
Percent of expenditures for teacher salaries**	64.7%	Up from 64.6%	67.6%	65.7%
ESEA composite index score	94.9	N/A	96.9	91.9

* Length of contract = 185+ days.

** Prior year audited financial data available.

EVALUATION RESULTS

	Teachers	Students*	Parents*
Number of surveys returned	39	142	93
Percent satisfied with learning environment	100.0%	92.2%	94.6%
Percent satisfied with social and physical environment	100.0%	90.1%	92.5%
Percent satisfied with school-home relations	100.0%	95.1%	87.0%

*Only students at the highest elementary school grade level at this school and their parents were included.

REPORT OF PRINCIPAL AND SCHOOL IMPROVEMENT COUNCIL

Buena Vista Elementary School is extremely proud of our hard-working teachers, high-performing students, and actively-involved parents and community members. Through strong leadership, strategic planning, and data analysis, we strive for continuous improvement to our learning environment.

GOALS AND OBJECTIVES The Buena Vista Elementary staff strives for continuous improvement in instructional delivery and student performance. Three main goals guide all actions. 1) Students will master grade level standards in Mathematics, English Language Arts, Science, and Social Studies 2) A safe, orderly, and inviting learning environment will be provided for students, staff, and the community 3) Improve student learning and achievement through the use of technology. These goals were written to address specific areas of need identified in the school and to correlate with the school district's Education Plan. Progress towards achieving the goals is monitored by the staff and the School Improvement Council.

ACCOMPLISHMENTS Our school was named a Palmetto Gold School of Excellence for academics and a Palmetto Silver award was given by the state department of education for closing the gap. Our goal is to enable all students to reach exemplary levels of performance in all subject areas. The SIC continued its implementation of an Early Riser club for students at risk from 7:30-8:00 am on Tuesdays and Thursdays in the computer lab. These students gained a positive relationship with a caring adult and needed remediation time.

PLANS FOR THE FUTURE Buena Vista Elementary will continue to implement continuous improvement strategies for performance excellence. Staff development will focus on building leadership and character development in our students. The 7 Habits of Highly Successful People will be the basis for the character lessons. The staff will continue to pursue professional learning communities on grade level teams. The collection and analysis of student data will allow the staff a more precise picture of areas of strength in the curriculum and those areas needing more emphasis. The Buena Vista Learning Community will serve a first grade, two second grades, a third grade, a fourth grade, and a fifth grade. The BVLC will operate with characteristics of an ungraded primary. Students will be flexibly grouped for Reading and Mathematics. Afternoon lessons will include Project-based learning opportunities in social studies and science.

Ann K. Mohr, PhD Principal
Adair Senn SIC Chairperson

Comprehensive detail, including definitions of ratings, performance criteria, and explanations of status, is available on www.ed.sc.gov and www.eoc.sc.gov as well as school and school district websites.

Printed versions are available from school districts upon request.

Abbreviations Key

N/A Not Applicable N/AV Not Available N/C Not Collected N/R Not Reported I/S Insufficient Sample TBD To be determined

NI Newly Identified CSI Continuing School Improvement CA Corrective Action RP Plan to Restructure R Restructure DELAY School Improvement Status HOLD School Improvement Status