



SC Annual School Report Card Summary

Tigerville Elementary
Greenville County School District
Grades: PK-5 **Enrollment: 286**
Principal: C. Diane Jackson
Superintendent: Mr. Burke Royster
Board Chair: Mr. Roger Meek

PERFORMANCE

Comprehensive detail, including definitions of ratings, performance criteria, and explanations of status, is available on www.ed.sc.gov and www.eoc.sc.gov as well as school and school district websites. Printed versions are available from school districts upon request.

YEAR	ABSOLUTE RATING	GROWTH RATING	PALMETTO GOLD AND SILVER AWARD		ESEA/FEDERAL ACCOUNTABILITY RATING SYSTEM	
			General Performance	Closing the Gap	ESEA Grade	Accountability Indicator
2012	Average	Average	TBD	TBD	A	N/A
2011	Average	Average	Silver	N/A	Not Met	N/A
2010	Average	Average	N/A	N/A	Met	N/A

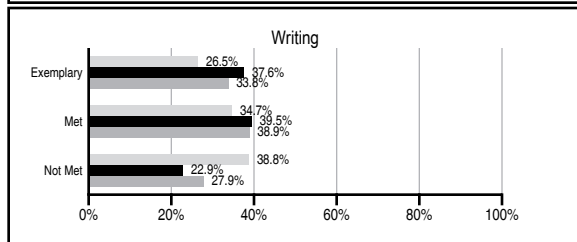
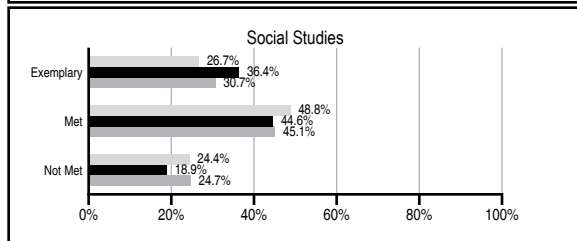
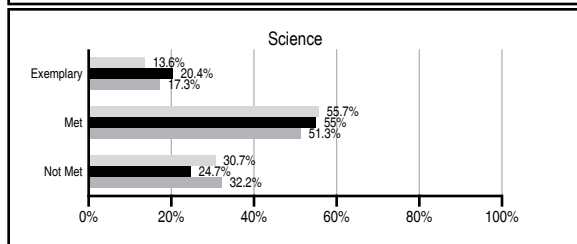
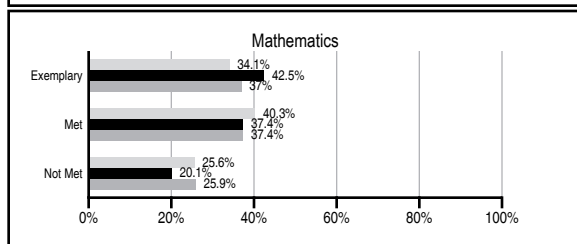
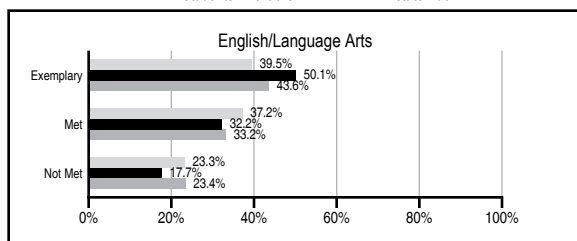
ABSOLUTE RATINGS OF ELEMENTARY SCHOOLS WITH STUDENTS LIKE OURS*

EXCELLENT	GOOD	AVERAGE	BELOW AVERAGE	AT-RISK
41	33	19	1	0

* Ratings are calculated with data available by 11/07/2012. Schools with Students Like Ours are Elementary Schools with Poverty Indices of no more than 5% above or below the index for this school.

PASS PERFORMANCE

Our School Elementary Schools with Students Like Ours Elementary schools statewide



NAEP PERFORMANCE*

* Performance reported for SC and nation, data not available at school level. Percentages at NAEP Achievement Levels.



SC PERFORMANCE VISION

By 2020 all students will graduate with the knowledge and skills necessary to compete successfully in the global economy, participate in a democratic society and contribute positively as members of families and communities.

Abbreviations Key

N/A Not Applicable N/AV Not Available N/C Not Collected N/R Not Reported I/S Insufficient Sample TBD To be determined

Tigerville Elementary [Greenville County School District]

SCHOOL PROFILE

	Our School	Change from Last Year	Elementary Schools with Students Like Ours	Median Elementary School
Students (n=286)				
Retention rate	0.4%	Up from 0.0%	0.9%	1.0%
Attendance rate	95.9%	Up from 95.2%	96.6%	96.6%
Served by gifted and talented program	N/AV	N/AV	N/AV	N/AV
With disabilities other than speech	N/AV	N/AV	N/AV	N/AV
Older than usual for grade	N/AV	N/AV	N/AV	N/AV
Out-of-school suspensions or expulsions for violent and/or criminal offenses	0.0%	No Change	0.0%	0.0%
Teachers (n=19)				
Teachers with advanced degrees	68.4%	Down from 76.2%	63.6%	63.0%
Continuing contract teachers	N/AV	N/AV	N/AV	N/AV
Teachers returning from previous year	86.2%	Down from 89.6%	89.3%	88.7%
Teacher attendance rate	95.9%	Up from 95.8%	95.3%	95.1%
Average teacher salary*	\$49,920	Down 2.0%	\$48,566	\$47,210
Classes not taught by highly qualified teachers	0.0%	No Change	0.0%	0.0%
Professional development days/teacher	15.1 days	Up from 12.4 days	12.0 days	10.5 days
School				
Principal's years at school	1.0	Down from 13.0	5.0	4.0
Student-teacher ratio in core subjects	20.8 to 1	Down from 21.1 to 1	20.1 to 1	20.0 to 1
Prime instructional time	90.1%	Down from 90.7%	90.4%	90.5%
Opportunities in the arts	Good	No Change	Good	Good
SACS accreditation	Yes	No Change	Yes	Yes
Parents attending conferences	100.0%	No Change	100.0%	100.0%
Character development program	Average	No Change	Excellent	Excellent
Dollars spent per pupil**	\$7,328	Down 2.2%	\$6,876	\$7,247
Percent of expenditures for instruction**	60.1%	Down from 60.4%	67.9%	68.2%
Percent of expenditures for teacher salaries**	59.9%	Up from 59.5%	66.0%	65.7%
ESEA composite index score	94.7	N/A	94.1	91.9

* Length of contract = 185+ days.

** Prior year audited financial data available.

REPORT OF PRINCIPAL AND SCHOOL IMPROVEMENT COUNCIL

Tigerville Elementary School is a community school located in Northern Greenville and serves 291 students in grades K4 through grade 5. Our school has a community atmosphere in a bright, child centered facility with high expectations, supportive administration and a highly qualified and collegial staff. The dedicated staff works diligently to provide the best educational experiences for our students. We believe learning must include instruction that is integrated, aligned with state standards, and includes opportunities for the use of technology. The instruction is multilevel; takes place in individual, small and large groups while addressing the diverse learning styles of children. Each year, stakeholders review the school's strategic plan and make changes to meet the needs of the students. This year, teachers focused on Learning Focused strategies, the development of common assessments in reading and math, and the creation of content vocabulary areas in each classroom. Staff teams visited similar schools to gain ideas of continuous student achievement with a focus on reading, writing, and math. Each staff member received a professional development day to observe in a school based on individual professional growth requests. Each grade level/team received half a day of professional development to create curriculum maps for content areas. We continue to strive to find ways to move student achievement forward. Students and staff serve the community through a variety of service learning projects such as food drives, Jump Rope for Heart, and Relay for life. Through the hard work of our students, staff, and parents, Tigerville Elementary received the Palmetto Silver Award for General Performance. We are confident that by working together with our students, parents, teachers, and community members that we will continue to make academic gains. Tigerville Elementary is a school where students are at the top!

C. Diane Jackson, Principal
Chief Ledford, SIC Chairperson

EVALUATION RESULTS

	Teachers	Students*	Parents*
Number of surveys returned	23	50	34
Percent satisfied with learning environment	100.0%	88.0%	82.4%
Percent satisfied with social and physical environment	100.0%	90.0%	97.0%
Percent satisfied with school-home relations	95.7%	90.0%	88.2%

*Only students at the highest elementary school grade level at this school and their parents were included.

Comprehensive detail, including definitions of ratings, performance criteria, and explanations of status, is available on www.ed.sc.gov and www.eoc.sc.gov as well as school and school district websites.

Printed versions are available from school districts upon request.

Abbreviations Key

N/A Not Applicable N/AV Not Available N/C Not Collected N/R Not Reported I/S Insufficient Sample TBD To be determined
NI Newly Identified CSI Continuing School Improvement CA Corrective Action RP Plan to Restructure R Restructure DELAY School Improvement Status HOLD School Improvement Status