



# SC Annual School Report Card Summary

Taylor's Elementary  
Greenville County School District  
Grades: K-5 Enrollment: 739  
Principal: Delaney Sutton  
Superintendent: Mr. Burke Royster  
Board Chair: Mr. Roger Meek

## PERFORMANCE

Comprehensive detail, including definitions of ratings, performance criteria, and explanations of status, is available on [www.ed.sc.gov](http://www.ed.sc.gov) and [www.eoc.sc.gov](http://www.eoc.sc.gov) as well as school and school district websites. Printed versions are available from school districts upon request.

YEAR	ABSOLUTE RATING	GROWTH RATING	PALMETTO GOLD AND SILVER AWARD		ESEA/FEDERAL ACCOUNTABILITY RATING SYSTEM	
			General Performance	Closing the Gap	ESEA Grade	Accountability Indicator
2012	Good	Good	TBD	TBD	A	N/A
2011	Good	Average	Silver	N/A	Not Met	N/A
2010	Good	Average	N/A	N/A	Not Met	N/A

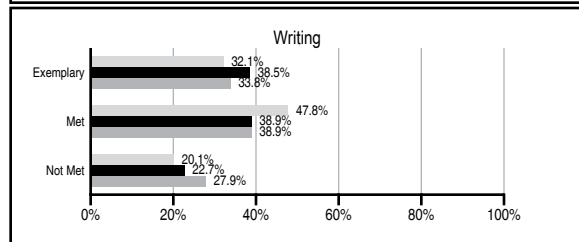
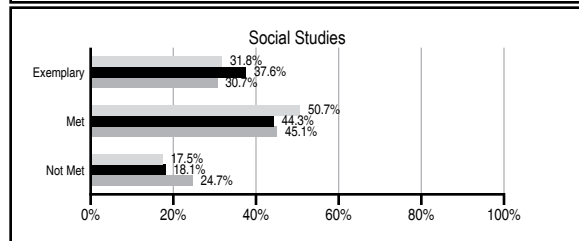
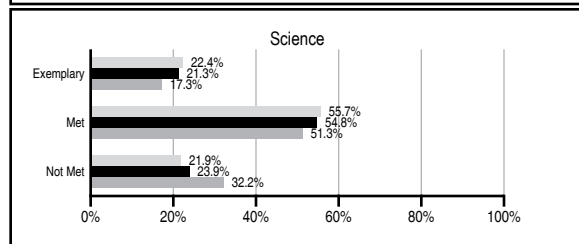
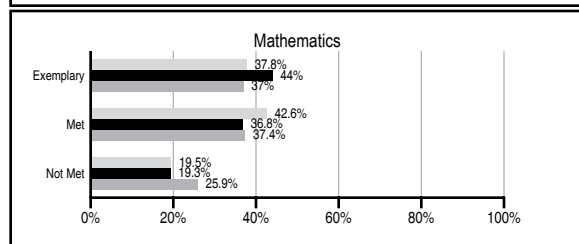
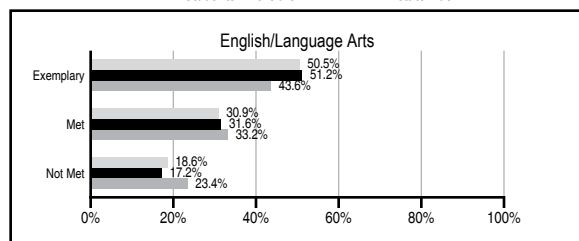
## ABSOLUTE RATINGS OF ELEMENTARY SCHOOLS WITH STUDENTS LIKE OURS\*

EXCELLENT	GOOD	AVERAGE	BELOW AVERAGE	AT-RISK
43	34	12	1	0

\* Ratings are calculated with data available by 11/07/2012. Schools with Students Like Ours are Elementary Schools with Poverty Indices of no more than 5% above or below the index for this school.



## PASS PERFORMANCE

Our School Elementary Schools with Students Like Ours Elementary schools statewide



## NAEP PERFORMANCE\*

\* Performance reported for SC and nation, data not available at school level. Percentages at NAEP Achievement Levels.



## SC PERFORMANCE VISION

By 2020 all students will graduate with the knowledge and skills necessary to compete successfully in the global economy, participate in a democratic society and contribute positively as members of families and communities.

### Abbreviations Key

N/A Not Applicable N/AV Not Available N/C Not Collected N/R Not Reported I/S Insufficient Sample TBD To be determined

Taylor's Elementary [Greenville County School District]

SCHOOL PROFILE

	Our School	Change from Last Year	Elementary Schools with Students Like Ours	Median Elementary School
Students (n=739)				
Retention rate	0.8%	Down from 1.9%	0.9%	1.0%
Attendance rate	96.9%	Up from 96.6%	96.7%	96.6%
Served by gifted and talented program	N/AV	N/AV	N/AV	N/AV
With disabilities other than speech	N/AV	N/AV	N/AV	N/AV
Older than usual for grade	N/AV	N/AV	N/AV	N/AV
Out-of-school suspensions or expulsions for violent and/or criminal offenses	0.0%	No Change	0.0%	0.0%
Teachers (n=38)				
Teachers with advanced degrees	57.9%	Down from 61.1%	64.3%	63.0%
Continuing contract teachers	N/AV	N/AV	N/AV	N/AV
Teachers returning from previous year	86.4%	Up from 84.0%	89.2%	88.7%
Teacher attendance rate	95.3%	Down from 95.4%	95.1%	95.1%
Average teacher salary*	\$45,477	Up 0.8%	\$48,669	\$47,210
Classes not taught by highly qualified teachers	0.0%	Down from 0.9%	0.0%	0.0%
Professional development days/teacher	15.7 days	Up from 13.5 days	11.5 days	10.5 days
School				
Principal's years at school	1.0	Down from 8.0	5.0	4.0
Student-teacher ratio in core subjects	22.5 to 1	Down from 22.8 to 1	20.2 to 1	20.0 to 1
Prime instructional time	91.8%	Down from 92.6%	90.3%	90.5%
Opportunities in the arts	Good	No Change	Good	Good
SACS accreditation	Yes	No Change	Yes	Yes
Parents attending conferences	99.9%	Up from 99.5%	100.0%	100.0%
Character development program	Good	Down from Excellent	Excellent	Excellent
Dollars spent per pupil**	\$5,474	Down 4.2%	\$6,913	\$7,247
Percent of expenditures for instruction**	66.5%	Down from 68.2%	68.0%	68.2%
Percent of expenditures for teacher salaries**	65.9%	Down from 67.5%	66.3%	65.7%
ESEA composite index score	92.4	N/A	94.9	91.9

\* Length of contract = 185+ days.  
\*\* Prior year audited financial data available.

REPORT OF PRINCIPAL AND SCHOOL IMPROVEMENT COUNCIL

Taylor's Elementary School, (TES), continues to provide students with meaningful learning experiences through the highly collaborative efforts of parents, students, community members, and all members of the TES staff. The Common Core, curriculum maps and the district instructional portal help guide teachers to provide high-level standards based instruction to ensure students' achievement goals are met. Outcomes are measured regularly to monitor student growth and performance. All stakeholders review data regularly to ensure that students continue to meet grade level benchmarks. Taylor's Elementary encourages students to achieve in academics; furthermore, students also learn to be better citizens through the Life Skills program where they are recognized for 23 different character traits that encourage personal best and respect for others. Students are also given opportunities to be leaders in the school through programs such as Book Buddies, Chorus, Student Council, and Safety Patrol. Taylor's has a rich history of being an award winning school. It has been a two time Red Carpet Winner as well as a State School of Character, and has been recognized by South Carolina Safe Kids. The PTA has also been recognized with numerous awards for their contributions to the school. Taylor's has been acknowledged for their efforts in energy savings and is proud to be part of the district recognized Healthy Menu program. Taylor's was also awarded the Palmetto Silver Award this year for increasing student achievement. All Taylor's Topcat staff members are committed to the continual growth of each student. Through best practices including goal setting, differentiated instruction, regular data collection, and the commitment to meaningful teaching and learning, Taylor's has created an environment of excellence and equity for all children.

Delaney S. Sutton, Principal  
Jason Farr, SIC Chair

EVALUATION RESULTS

	Teachers	Students*	Parents*
Number of surveys returned	41	137	86
Percent satisfied with learning environment	100.0%	78.8%	95.3%
Percent satisfied with social and physical environment	100.0%	85.3%	95.3%
Percent satisfied with school-home relations	100.0%	85.3%	90.7%

\*Only students at the highest elementary school grade level at this school and their parents were included.

Comprehensive detail, including definitions of ratings, performance criteria, and explanations of status, is available on [www.ed.sc.gov](http://www.ed.sc.gov) and [www.eoc.sc.gov](http://www.eoc.sc.gov) as well as school and school district websites.

Printed versions are available from school districts upon request.