

SC Annual School Report Card Summary

Summit Drive Elementary School
 Greenville County School District
 Grades: PK-5 Enrollment: 420
 Principal: Dr. Megan D. Mitchell-Hoefer
 Superintendent: Mr. Burke Royster
 Board Chair: Mr. Roger Meek

PERFORMANCE

Comprehensive detail, including definitions of ratings, performance criteria, and explanations of status, is available on www.ed.sc.gov and www.eoc.sc.gov as well as school and school district websites. Printed versions are available from school districts upon request.

YEAR	ABSOLUTE RATING	GROWTH RATING	PALMETTO GOLD AND SILVER AWARD		ESEA/FEDERAL ACCOUNTABILITY RATING SYSTEM	
			General Performance	Closing the Gap	ESEA Grade	Accountability Indicator
2012	Excellent	Excellent	TBD	TBD	A	N/A
2011	Excellent	Good	Gold	N/A	Not Met	N/A
2010	Good	Average	N/A	N/A	Met	N/A

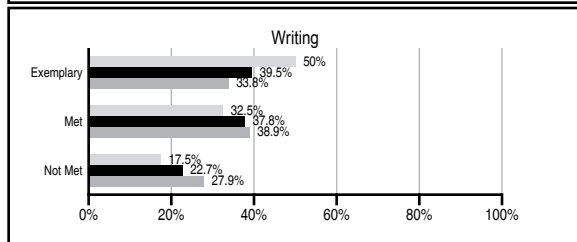
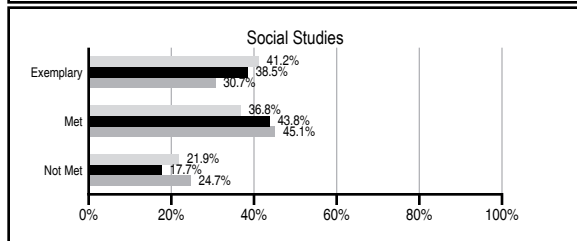
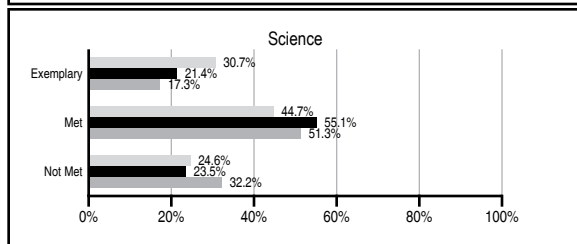
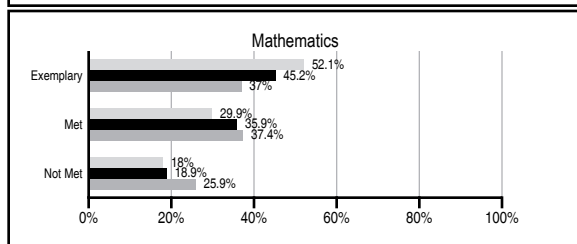
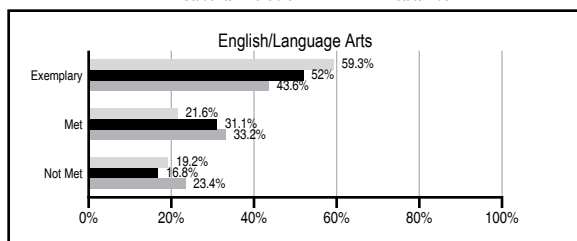
ABSOLUTE RATINGS OF ELEMENTARY SCHOOLS WITH STUDENTS LIKE OURS*

EXCELLENT	GOOD	AVERAGE	BELOW AVERAGE	AT-RISK
49	28	9	1	0

* Ratings are calculated with data available by 11/07/2012. Schools with Students Like Ours are Elementary Schools with Poverty Indices of no more than 5% above or below the index for this school.




PASS PERFORMANCE

Our School Elementary Schools with Students Like Ours Elementary schools statewide



NAEP PERFORMANCE*

* Performance reported for SC and nation, data not available at school level. Percentages at NAEP Achievement Levels.



SC PERFORMANCE VISION

By 2020 all students will graduate with the knowledge and skills necessary to compete successfully in the global economy, participate in a democratic society and contribute positively as members of families and communities.

Abbreviations Key

N/A Not Applicable N/AV Not Available N/C Not Collected N/R Not Reported I/S Insufficient Sample TBD To be determined

Summit Drive Elementary School [Greenville County School District]

SCHOOL PROFILE

	Our School	Change from Last Year	Elementary Schools with Students Like Ours	Median Elementary School
Students (n=420)				
Retention rate	1.7%	Down from 2.5%	0.9%	1.0%
Attendance rate	97.2%	Up from 96.8%	96.8%	96.6%
Served by gifted and talented program	N/AV	N/AV	N/AV	N/AV
With disabilities other than speech	N/AV	N/AV	N/AV	N/AV
Older than usual for grade	N/AV	N/AV	N/AV	N/AV
Out-of-school suspensions or expulsions for violent and/or criminal offenses	0.0%	No Change	0.0%	0.0%
Teachers (n=26)				
Teachers with advanced degrees	57.7%	Down from 65.2%	63.4%	63.0%
Continuing contract teachers	N/AV	N/AV	N/AV	N/AV
Teachers returning from previous year	88.6%	Down from 92.0%	90.4%	88.7%
Teacher attendance rate	96.0%	Up from 92.6%	95.1%	95.1%
Average teacher salary*	\$49,305	Down 0.5%	\$48,566	\$47,210
Classes not taught by highly qualified teachers	0.0%	No Change	0.0%	0.0%
Professional development days/teacher	9.4 days	Up from 6.4 days	10.9 days	10.5 days
School				
Principal's years at school	7.0	Up from 6.0	5.0	4.0
Student-teacher ratio in core subjects	20.7 to 1	Down from 21.4 to 1	20.3 to 1	20.0 to 1
Prime instructional time	92.4%	Up from 90.8%	90.6%	90.5%
Opportunities in the arts	Good	No Change	Good	Good
SACS accreditation	Yes	No Change	Yes	Yes
Parents attending conferences	100.0%	No Change	100.0%	100.0%
Character development program	Good	No Change	Excellent	Excellent
Dollars spent per pupil**	\$7,361	Down 7.8%	\$6,868	\$7,247
Percent of expenditures for instruction**	65.4%	Up from 65.3%	68.4%	68.2%
Percent of expenditures for teacher salaries**	65.2%	Up from 64.5%	66.2%	65.7%
ESEA composite index score	99.7	N/A	95.1	91.9

* Length of contract = 185+ days.

** Prior year audited financial data available.

EVALUATION RESULTS

	Teachers	Students*	Parents*
Number of surveys returned	22	41	32
Percent satisfied with learning environment	95.2%	100.0%	93.3%
Percent satisfied with social and physical environment	100.0%	97.6%	93.5%
Percent satisfied with school-home relations	100.0%	100.0%	96.8%

*Only students at the highest elementary school grade level at this school and their parents were included.

REPORT OF PRINCIPAL AND SCHOOL IMPROVEMENT COUNCIL

Summit Drive Elementary School is a true neighborhood school with the feeling of a family. It is located minutes from downtown Greenville. The school was established in 1953, but the facility was rebuilt in 2001. We pride ourselves on knowing all of our children personally. The spirit of Summit Drive is characterized by its belief that "Every student is a star". A STAR student Shows respect, Takes responsibility, Always follows directions, and is Ready to learn. Our mission is two-fold: encouraging continuous learning and increasing student achievement. Our goals are to increase student achievement in all academic subjects and to encourage students to become life-long learners and responsible citizens. Our English language arts curriculum includes a special developmental writing program for kindergarten through 5th grade. We were named an Exemplary Writing School by the State Department of Education in 2010. Our teachers use tools from innovative programs such as 4 Blocks (phasing toward Fountas and Pinnell Balanced Literacy) to improve literacy and use strategies from programs such as Learning Focused in all academic areas. Our math curriculum includes Calendar Math and flexible math groups which meet once a week for specialized performance on MAP testing and instruction. We continue to have an interactive science lab where science standards are taught through fun and exciting hands-on experiences. As part of the Continuous Quality Improvement program, students keep a data notebook to record their grades and behavior and set goals for personal achievement. We will continue to improve communication with parents, outside agencies, and organizations to yield more involvement and participation in our school. Summit Drive is a school that continuously provides a caring, nurturing, and safe environment. This is seen through our supportive PTA, WATCH D.O.G. program, and outside community partnerships throughout the school year. We pride ourselves in knowing each of our students and families by name.

SIC Chair: Anne Barrington
Principal: Dr. Megan D. Mitchell-Hoefer

Comprehensive detail, including definitions of ratings, performance criteria, and explanations of status, is available on www.ed.sc.gov and www.eoc.sc.gov as well as school and school district websites.

Printed versions are available from school districts upon request.

Abbreviations Key

N/A Not Applicable N/AV Not Available N/C Not Collected N/R Not Reported I/S Insufficient Sample TBD To be determined
NI Newly Identified CSI Continuing School Improvement CA Corrective Action RP Plan to Restructure R Restructure DELAY School Improvement Status HOLD School Improvement Status