



SC Annual School Report Card Summary

Stone Academy
Greenville County School District
Grades: PK-5 Enrollment: 583
Principal: Ed Holliday
Superintendent: Mr. Burke Royster
Board Chair: Mr. Roger Meek

PERFORMANCE

Comprehensive detail, including definitions of ratings, performance criteria, and explanations of status, is available on www.ed.sc.gov and www.eoc.sc.gov as well as school and school district websites. Printed versions are available from school districts upon request.

YEAR	ABSOLUTE RATING	GROWTH RATING	PALMETTO GOLD AND SILVER AWARD		ESEA/FEDERAL ACCOUNTABILITY RATING SYSTEM	
			General Performance	Closing the Gap	ESEA Grade	Accountability Indicator
2012	Excellent	Excellent	TBD	TBD	A	N/A
2011	Excellent	Excellent	Gold	N/A	Met	N/A
2010	Excellent	Excellent	Gold	Silver	Met	N/A

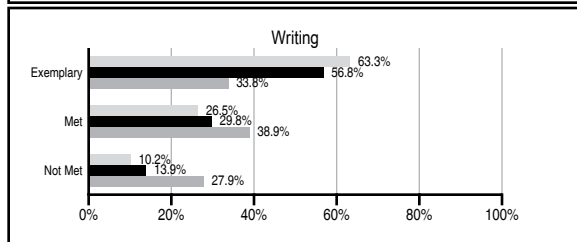
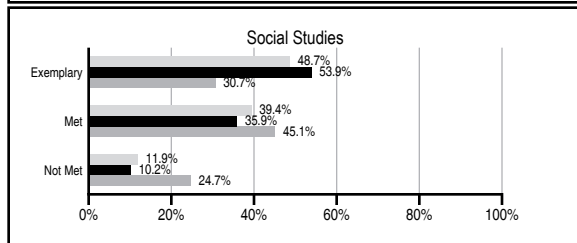
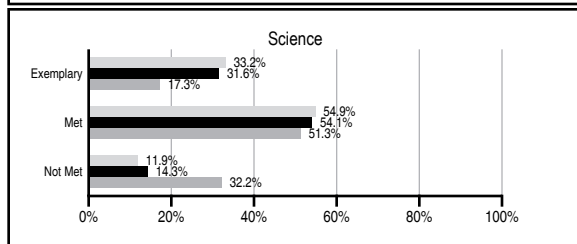
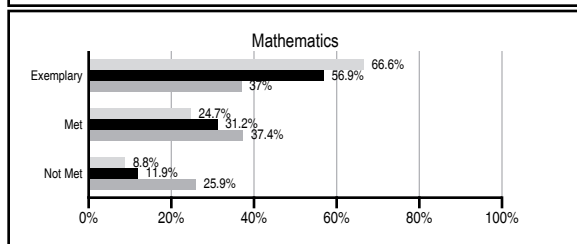
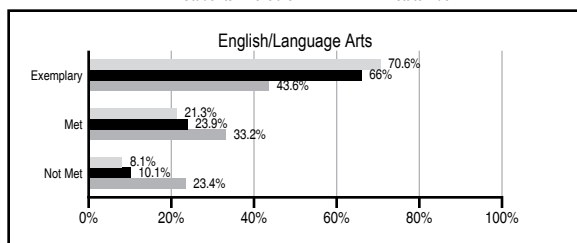
ABSOLUTE RATINGS OF ELEMENTARY SCHOOLS WITH STUDENTS LIKE OURS*

EXCELLENT	GOOD	AVERAGE	BELOW AVERAGE	AT-RISK
27	0	0	0	0

* Ratings are calculated with data available by 11/07/2012. Schools with Students Like Ours are Elementary Schools with Poverty Indices of no more than 5% above or below the index for this school.

PASS PERFORMANCE

Our School Elementary Schools with Students Like Ours Elementary schools statewide



NAEP PERFORMANCE*

* Performance reported for SC and nation, data not available at school level. Percentages at NAEP Achievement Levels.



SC PERFORMANCE VISION

By 2020 all students will graduate with the knowledge and skills necessary to compete successfully in the global economy, participate in a democratic society and contribute positively as members of families and communities.

Abbreviations Key

N/A Not Applicable N/AV Not Available N/C Not Collected N/R Not Reported I/S Insufficient Sample TBD To be determined

Stone Academy [Greenville County School District]

SCHOOL PROFILE

	Our School	Change from Last Year	Elementary Schools with Students Like Ours	Median Elementary School
Students (n=583)				
Retention rate	0.2%	Down from 0.9%	0.7%	1.0%
Attendance rate	97.5%	Up from 97.1%	97.1%	96.6%
Served by gifted and talented program	N/AV	N/AV	N/AV	N/AV
With disabilities other than speech	N/AV	N/AV	N/AV	N/AV
Older than usual for grade	N/AV	N/AV	N/AV	N/AV
Out-of-school suspensions or expulsions for violent and/or criminal offenses	0.0%	No Change	0.0%	0.0%
Teachers (n=36)				
Teachers with advanced degrees	61.1%	Down from 70.6%	66.0%	63.0%
Continuing contract teachers	N/AV	N/AV	N/AV	N/AV
Teachers returning from previous year	94.9%	Up from 93.4%	91.0%	88.7%
Teacher attendance rate	96.3%	Up from 93.4%	95.8%	95.1%
Average teacher salary*	\$47,284	Down 1.3%	\$49,096	\$47,210
Classes not taught by highly qualified teachers	0.0%	No Change	0.0%	0.0%
Professional development days/teacher	7.4 days	Down from 8.9 days	11.0 days	10.5 days
School				
Principal's years at school	19.0	Up from 18.0	5.0	4.0
Student-teacher ratio in core subjects	24.0 to 1	Up from 23.8 to 1	21.4 to 1	20.0 to 1
Prime instructional time	93.4%	Up from 91.5%	91.9%	90.5%
Opportunities in the arts	Excellent	No Change	Good	Good
SACS accreditation	Yes	No Change	Yes	Yes
Parents attending conferences	100.0%	Up from 97.9%	100.0%	100.0%
Character development program	Good	No Change	Excellent	Excellent
Dollars spent per pupil**	\$6,160	Down 2.6%	\$6,800	\$7,247
Percent of expenditures for instruction**	65.5%	Up from 64.0%	69.9%	68.2%
Percent of expenditures for teacher salaries**	65.2%	Up from 63.0%	69.2%	65.7%
ESEA composite index score	98.4	N/A	98.2	91.9

* Length of contract = 185+ days.

** Prior year audited financial data available.

EVALUATION RESULTS

	Teachers	Students*	Parents*
Number of surveys returned	36	93	82
Percent satisfied with learning environment	100.0%	88.2%	93.7%
Percent satisfied with social and physical environment	100.0%	91.4%	92.5%
Percent satisfied with school-home relations	100.0%	93.5%	91.3%

*Only students at the highest elementary school grade level at this school and their parents were included.

REPORT OF PRINCIPAL AND SCHOOL IMPROVEMENT COUNCIL

Stone Academy is an inner-city arts magnet school of 584 students serving an assigned downtown neighborhood and students from across the county who apply to attend. Approximately 25% of students qualify for free/reduced meals, 36% are magnet and 41% of students in grades 3-5 qualify for Challenge. We continued addressing our 4 multi-year goals for continuous improvement that included: 1. Improving reading and writing achievement of all students across grade levels 2. Improving math achievement of all students across grade levels 3. Improving technology skills of students, teachers and parents to improve overall achievement 4. Improving parent communication and involvement to improve overall achievement. Our focus for the year was a study of Balanced Literacy. The faculty participated in a year-long study using Regie Routman's Teacher in Residence program on Reading Comprehension. Faculty members focused on beliefs, norms, and strategies with regards to the implementation of Balanced Literacy throughout the year. Stone Academy met Annual Year Progress (AYP) by meeting 17 of the 17 standards set by the Federal Department of Education in the "No Child Left Behind Act," Stone maintained for the thirteenth year its status as an ABC (Arts in the Basic Curriculum) Advancement Site and received funds to support artists-in-residence and staff development. The school-wide instructional theme was "Create." The annual school-wide production was an original script that featured this theme and showcased music, dance, drama, and art. First grade again did a Peter Rabbit musical, the second grade again performed the American History Timeline pageant, and third grade did a South Carolina History pageant. Many students successfully auditioned for the various performing groups at school, with 65 in Stone Singers, 13 in Dance Ensemble, 27 in Play Production, and 45 students in strings. Jumpstart News continued as a daily, live student-produced TV program. Five crews of 16 members of fourth and fifth graders served during the school year. Encore enrichment classes before and after school offered enrichment in art, dance, drama, guitar, percussion and baton. Friday clubs offered 4th and 5th grade students enrichment in drama, dance, journalism, physical activities, gardening, chess, and Tinikling. In the 2011-2012 school year, Stone was a finalist for Palmetto's Finest. The SIC oversaw, parent education programs and HOG Day to landscape the campus. Stone received the Palmetto Gold Award, for an excellent Annual School Report Card and good improvement rating.

Ed Holliday, Principal
Catherine Mecklenburg and Alison Wasse, SIC Co-Chairs

Comprehensive detail, including definitions of ratings, performance criteria, and explanations of status, is available on www.ed.sc.gov and www.eoc.sc.gov as well as school and school district websites.

Printed versions are available from school districts upon request.

Abbreviations Key

N/A Not Applicable N/AV Not Available N/C Not Collected N/R Not Reported I/S Insufficient Sample TBD To be determined
NI Newly Identified CSI Continuing School Improvement CA Corrective Action RP Plan to Restructure R Restructure DELAY School Improvement Status HOLD School Improvement Status