

SC Annual School Report Card Summary

Slater-Marietta Elementary School
 Greenville County School District
 Grades: PK-5 Enrollment: 474
 Principal: Joshua Morgan
 Superintendent: Mr. Burke Royster
 Board Chair: Mr. Roger Meek

PERFORMANCE

Comprehensive detail, including definitions of ratings, performance criteria, and explanations of status, is available on www.ed.sc.gov and www.eoc.sc.gov as well as school and school district websites. Printed versions are available from school districts upon request.

YEAR	ABSOLUTE RATING	GROWTH RATING	PALMETTO GOLD AND SILVER AWARD		ESEA/FEDERAL ACCOUNTABILITY RATING SYSTEM	
			General Performance	Closing the Gap	ESEA Grade	Accountability Indicator
2012	Average	Average	TBD	TBD	B	Reward
2011	Average	Average	Silver	N/A	Met	N/A
2010	Average	Average	N/A	N/A	Met	N/A

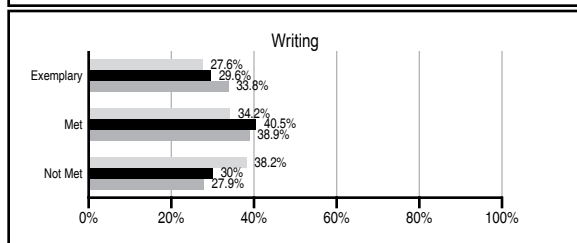
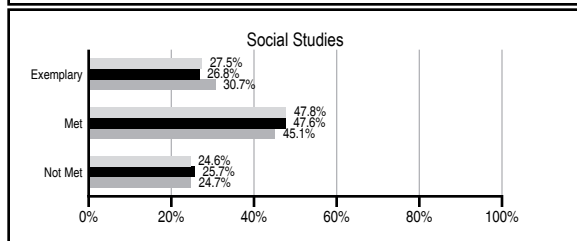
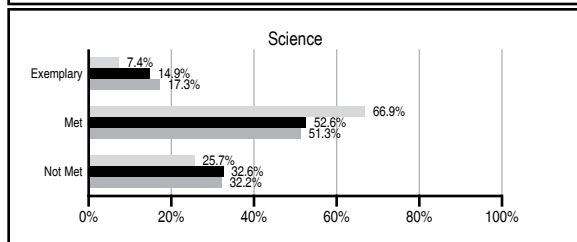
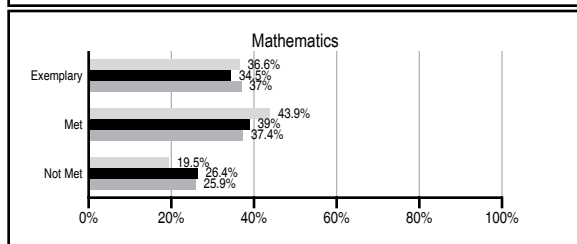
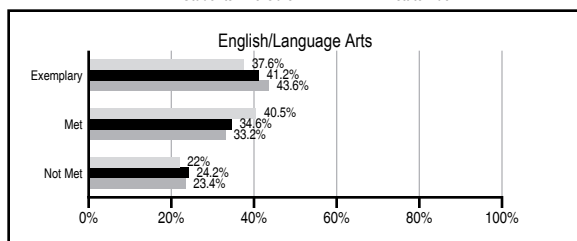
ABSOLUTE RATINGS OF ELEMENTARY SCHOOLS WITH STUDENTS LIKE OURS*

EXCELLENT	GOOD	AVERAGE	BELOW AVERAGE	AT-RISK
17	36	68	5	0

* Ratings are calculated with data available by 11/07/2012. Schools with Students Like Ours are Elementary Schools with Poverty Indices of no more than 5% above or below the index for this school.

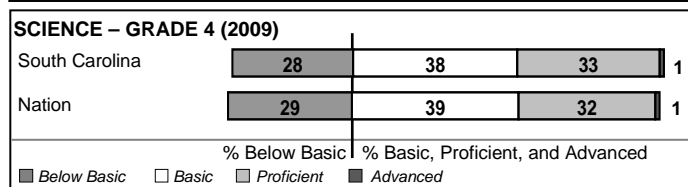
PASS PERFORMANCE

Our School Elementary Schools with Students Like Ours Elementary schools statewide



NAEP PERFORMANCE*

* Performance reported for SC and nation, data not available at school level. Percentages at NAEP Achievement Levels.



SC PERFORMANCE VISION

By 2020 all students will graduate with the knowledge and skills necessary to compete successfully in the global economy, participate in a democratic society and contribute positively as members of families and communities.

Abbreviations Key

N/A Not Applicable N/AV Not Available N/C Not Collected N/R Not Reported I/S Insufficient Sample TBD To be determined

SCHOOL PROFILE

	Our School	Change from Last Year	Elementary Schools with Students Like Ours	Median Elementary School
Students (n=474)				
Retention rate	4.5%	Down from 4.7%	1.2%	1.0%
Attendance rate	96.3%	Up from 96.2%	96.3%	96.6%
Served by gifted and talented program	N/AV	N/AV	N/AV	N/AV
With disabilities other than speech	N/AV	N/AV	N/AV	N/AV
Older than usual for grade	N/AV	N/AV	N/AV	N/AV
Out-of-school suspensions or expulsions for violent and/or criminal offenses	0.0%	No Change	0.0%	0.0%
Teachers (n=31)				
Teachers with advanced degrees	58.1%	No Change	62.1%	63.0%
Continuing contract teachers	N/AV	N/AV	N/AV	N/AV
Teachers returning from previous year	90.5%	Up from 89.5%	89.4%	88.7%
Teacher attendance rate	96.1%	Up from 85.7%	94.9%	95.1%
Average teacher salary*	\$49,384	Up 2.0%	\$47,463	\$47,210
Classes not taught by highly qualified teachers	0.0%	No Change	0.0%	0.0%
Professional development days/teacher	11.0 days	Up from 8.1 days	10.7 days	10.5 days
School				
Principal's years at school	16.0	Up from 15.0	4.5	4.0
Student-teacher ratio in core subjects	19.5 to 1	Up from 15.4 to 1	20.0 to 1	20.0 to 1
Prime instructional time	91.6%	Up from 89.8%	89.9%	90.5%
Opportunities in the arts	Good	No Change	Good	Good
SACS accreditation	Yes	No Change	Yes	Yes
Parents attending conferences	100.0%	Up from 99.6%	100.0%	100.0%
Character development program	Excellent	No Change	Excellent	Excellent
Dollars spent per pupil**	\$7,268	Down 2.9%	\$7,290	\$7,247
Percent of expenditures for instruction**	69.7%	Up from 69.1%	67.7%	68.2%
Percent of expenditures for teacher salaries**	68.2%	Up from 66.6%	65.2%	65.7%
ESEA composite index score	87.8	N/A	88.4	91.9

* Length of contract = 185+ days.
** Prior year audited financial data available.

EVALUATION RESULTS

	Teachers	Students*	Parents*
Number of surveys returned	35	71	57
Percent satisfied with learning environment	100.0%	91.5%	98.2%
Percent satisfied with social and physical environment	100.0%	90.0%	92.9%
Percent satisfied with school-home relations	100.0%	94.4%	92.9%

*Only students at the highest elementary school grade level at this school and their parents were included.

REPORT OF PRINCIPAL AND SCHOOL IMPROVEMENT COUNCIL

Slater-Marietta Elementary School serves all the children in the rural communities of Slater, Marietta, and Cleveland, South Carolina from the valley at the cliffs of Glassy Mountain to the shore of the Table Rock Reservoir. A dedicated staff and a growing community work together to make our school a warm and inviting place. Our school received the Red Carpet Award for being a welcoming, visitor-friendly school. Our modern facility is equipped with the latest technology tools for teaching. All classrooms have a Promethean Board and laptop computer as well as four to five desktop computers for student use. Each grade level has access to individual electronic student response devices. Slater-Marietta Elementary is a Title I school. Our student body is active in many extra-curricular activities such as Safety Patrol, Student Council, Science Club, and Chorus. The Cliffs Valley Community serves our school with many volunteers who tutor and mentor students. Our vision for the future is to encourage more parent involvement, high expectations for our students, and to continue to enhance our warm and caring environment for learning.

Lindsey D. Cole, III, Principal
Shannon Johnson, SIC Chairperson

Comprehensive detail, including definitions of ratings, performance criteria, and explanations of status, is available on www.ed.sc.gov and www.eoc.sc.gov as well as school and school district websites.

Printed versions are available from school districts upon request.