

SC Annual School Report Card Summary

Paris Elementary School
 Greenville County School District
 Grades: K-5 Enrollment: 593
 Principal: David G. Wise
 Superintendent: Mr. Burke Royster
 Board Chair: Mr. Roger Meek

PERFORMANCE

Comprehensive detail, including definitions of ratings, performance criteria, and explanations of status, is available on www.ed.sc.gov and www.eoc.sc.gov as well as school and school district websites. Printed versions are available from school districts upon request.

YEAR	ABSOLUTE RATING	GROWTH RATING	PALMETTO GOLD AND SILVER AWARD		ESEA/FEDERAL ACCOUNTABILITY RATING SYSTEM	
			General Performance	Closing the Gap	ESEA Grade	Accountability Indicator
2012	Excellent	Good	TBD	TBD	B	N/A
2011	Good	Good	Silver	N/A	Not Met	N/A
2010	Good	Good	Silver	N/A	Met	N/A

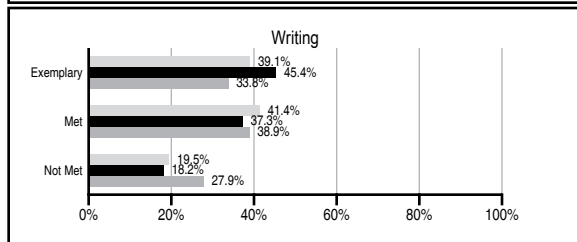
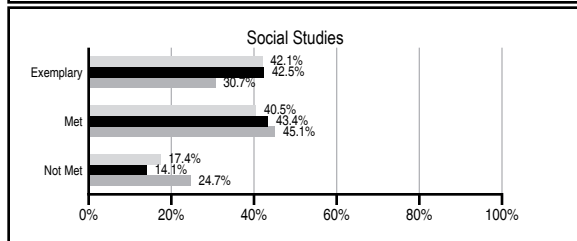
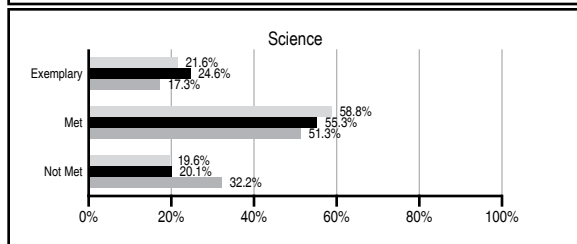
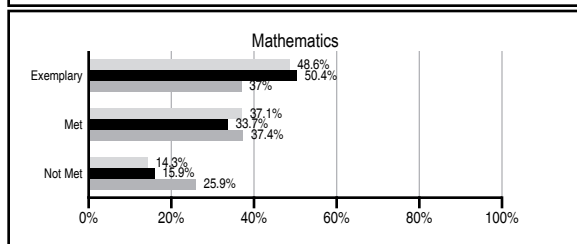
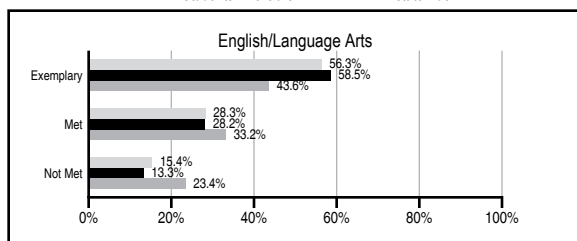
ABSOLUTE RATINGS OF ELEMENTARY SCHOOLS WITH STUDENTS LIKE OURS*

EXCELLENT	GOOD	AVERAGE	BELOW AVERAGE	AT-RISK
39	12	0	1	0

* Ratings are calculated with data available by 11/07/2012. Schools with Students Like Ours are Elementary Schools with Poverty Indices of no more than 5% above or below the index for this school.




PASS PERFORMANCE

Our School Elementary Schools with Students Like Ours Elementary schools statewide



NAEP PERFORMANCE*

* Performance reported for SC and nation, data not available at school level. Percentages at NAEP Achievement Levels.



SC PERFORMANCE VISION

By 2020 all students will graduate with the knowledge and skills necessary to compete successfully in the global economy, participate in a democratic society and contribute positively as members of families and communities.

Abbreviations Key

N/A Not Applicable N/AV Not Available N/C Not Collected N/R Not Reported I/S Insufficient Sample TBD To be determined

Paris Elementary School [Greenville County School District]

SCHOOL PROFILE

	Our School	Change from Last Year	Elementary Schools with Students Like Ours	Median Elementary School
Students (n=593)				
Retention rate	0.3%	Down from 0.8%	0.9%	1.0%
Attendance rate	97.0%	Up from 96.1%	97.0%	96.6%
Served by gifted and talented program	N/AV	N/AV	N/AV	N/AV
With disabilities other than speech	N/AV	N/AV	N/AV	N/AV
Older than usual for grade	N/AV	N/AV	N/AV	N/AV
Out-of-school suspensions or expulsions for violent and/or criminal offenses	0.0%	No Change	0.0%	0.0%
Teachers (n=36)				
Teachers with advanced degrees	52.8%	Up from 45.7%	68.2%	63.0%
Continuing contract teachers	N/AV	N/AV	N/AV	N/AV
Teachers returning from previous year	89.2%	Up from 85.3%	90.1%	88.7%
Teacher attendance rate	96.9%	Up from 96.0%	95.2%	95.1%
Average teacher salary*	\$46,340	Up 3.6%	\$48,820	\$47,210
Classes not taught by highly qualified teachers	0.0%	No Change	0.0%	0.0%
Professional development days/teacher	12.5 days	Up from 11.5 days	9.9 days	10.5 days
School				
Principal's years at school	4.0	Up from 3.0	4.0	4.0
Student-teacher ratio in core subjects	21.8 to 1	Up from 19.0 to 1	20.8 to 1	20.0 to 1
Prime instructional time	93.3%	Up from 92.2%	91.5%	90.5%
Opportunities in the arts	Good	No Change	Good	Good
SACS accreditation	Yes	No Change	Yes	Yes
Parents attending conferences	100.0%	Up from 99.1%	100.0%	100.0%
Character development program	Good	Down from Excellent	Excellent	Excellent
Dollars spent per pupil**	\$6,012	Down 8.1%	\$6,823	\$7,247
Percent of expenditures for instruction**	64.6%	Up from 64.3%	68.8%	68.2%
Percent of expenditures for teacher salaries**	63.9%	Up from 63.4%	67.5%	65.7%
ESEA composite index score	80.6	N/A	97.2	91.9

* Length of contract = 185+ days.

** Prior year audited financial data available.

EVALUATION RESULTS

	Teachers	Students*	Parents*
Number of surveys returned	24	57	43
Percent satisfied with learning environment	100.0%	96.5%	89.2%
Percent satisfied with social and physical environment	95.8%	91.1%	86.0%
Percent satisfied with school-home relations	100.0%	100.0%	86.0%

*Only students at the highest elementary school grade level at this school and their parents were included.

REPORT OF PRINCIPAL AND SCHOOL IMPROVEMENT COUNCIL

Paris Elementary offers a truly unique educational setting. Nestled at the base of Paris Mountain, the school is rich in a tradition of excellence, proudly celebrating its 100-year anniversary in 2012. Students moved into the new facility in 2004. Paris remains a focal point of the community and maintains close ties to the history of the area, including the grounds of Camp Sevier, a World War I training ground.

All academic programs at the school are student-centered and research-based to ensure the best possible education for our students. Our reading and language arts programs are based on Pat Cunningham's 4-Blocks method which is used in conjunction with our Accelerated Reader program to serve the individual needs of our students. Our math program employs a hands-on approach utilizing the Everyday Counts Calendar Math program and is enhanced by the Math Superstars program to promote creative and higher order thinking to solve word problems. Students continue learning with Odyssey CompassLearning, a computer-based instructional program that addresses individual students' needs. Our teachers use hands-on science kits and project teaching in Social Studies. The faculty is well-trained to provide an exciting combination of standards-based thematic units by integrating subjects.

The success of Paris Elementary is heightened by strong support from PTA and our surrounding community. Our PTA contributes an enormous amount of time and financial resources to programs in the school that benefit all students, such as Artist-in-Residence, Young Author's Week, Science is Fun Day, and the Accelerated Reading Program. Volunteers deliver SEEDS reading lessons to classrooms, tutor students, assist teachers, and help with the maintenance and beautification of the school.

The school staff, parents, students, and community all work together to ensure student achievement and success. Together, we will continue to build on the traditions and excellence that have always defined Paris Elementary as we begin a new century of academic achievement.

Julie Mathis, SIC Chair
Lakeshia Rainey, Administrative Assistant
David G. Wise, Principal

Comprehensive detail, including definitions of ratings, performance criteria, and explanations of status, is available on www.ed.sc.gov and www.eoc.sc.gov as well as school and school district websites.

Printed versions are available from school districts upon request.

Abbreviations Key

N/A Not Applicable N/AV Not Available N/C Not Collected N/R Not Reported I/S Insufficient Sample TBD To be determined
NI Newly Identified CSI Continuing School Improvement CA Corrective Action RP Plan to Restructure R Restructure DELAY School Improvement Status HOLD School Improvement Status