



SC Annual School Report Card Summary

Mountain View Elementary
Greenville County School District
Grades: PK-5 Enrollment: 804
Principal: Jennifer Gibson
Superintendent: Mr. Burke Royster
Board Chair: Mr. Roger Meek

PERFORMANCE

Comprehensive detail, including definitions of ratings, performance criteria, and explanations of status, is available on www.ed.sc.gov and www.eoc.sc.gov as well as school and school district websites. Printed versions are available from school districts upon request.

YEAR	ABSOLUTE RATING	GROWTH RATING	PALMETTO GOLD AND SILVER AWARD		ESEA/FEDERAL ACCOUNTABILITY RATING SYSTEM	
			General Performance	Closing the Gap	ESEA Grade	Accountability Indicator
2012	Good	Good	TBD	TBD	B	N/A
2011	Good	Good	Silver	N/A	Not Met	N/A
2010	Good	Good	Silver	Silver	Met	N/A

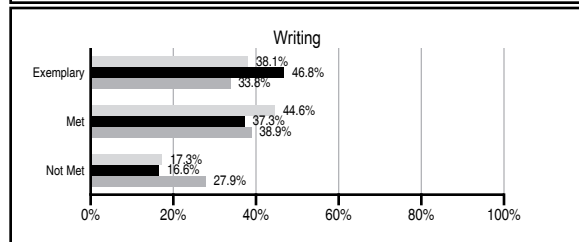
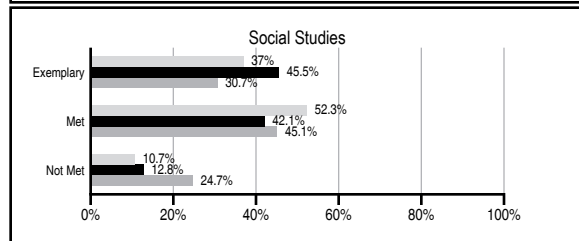
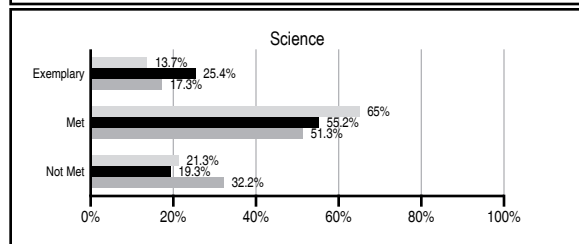
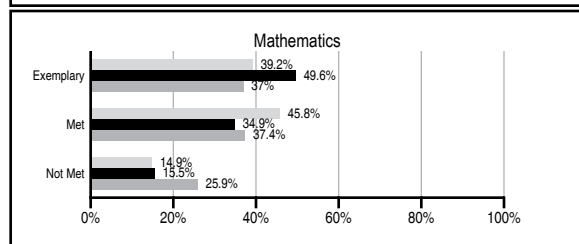
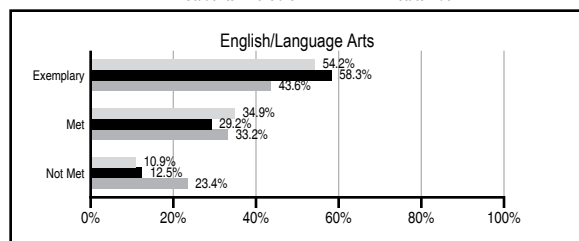
ABSOLUTE RATINGS OF ELEMENTARY SCHOOLS WITH STUDENTS LIKE OURS*

EXCELLENT	GOOD	AVERAGE	BELOW AVERAGE	AT-RISK
25	4	0	1	0

* Ratings are calculated with data available by 11/07/2012. Schools with Students Like Ours are Elementary Schools with Poverty Indices of no more than 5% above or below the index for this school.

PASS PERFORMANCE

Our School Elementary Schools with Students Like Ours Elementary schools statewide



NAEP PERFORMANCE*

* Performance reported for SC and nation, data not available at school level. Percentages at NAEP Achievement Levels.



SC PERFORMANCE VISION

By 2020 all students will graduate with the knowledge and skills necessary to compete successfully in the global economy, participate in a democratic society and contribute positively as members of families and communities.

Abbreviations Key

N/A Not Applicable N/AV Not Available N/C Not Collected N/R Not Reported I/S Insufficient Sample TBD To be determined

Mountain View Elementary [Greenville County School District]

SCHOOL PROFILE

	Our School	Change from Last Year	Elementary Schools with Students Like Ours	Median Elementary School
Students (n=804)				
Retention rate	1.7%	Down from 2.1%	0.9%	1.0%
Attendance rate	96.7%	Up from 96.4%	97.1%	96.6%
Served by gifted and talented program	N/AV	N/AV	N/AV	N/AV
With disabilities other than speech	N/AV	N/AV	N/AV	N/AV
Older than usual for grade	N/AV	N/AV	N/AV	N/AV
Out-of-school suspensions or expulsions for violent and/or criminal offenses	0.0%	No Change	0.0%	0.0%
Teachers (n=44)				
Teachers with advanced degrees	70.5%	Down from 71.1%	68.2%	63.0%
Continuing contract teachers	N/AV	N/AV	N/AV	N/AV
Teachers returning from previous year	93.5%	Up from 92.7%	90.7%	88.7%
Teacher attendance rate	93.8%	Up from 93.2%	95.9%	95.1%
Average teacher salary*	\$48,697	Up 1.3%	\$49,025	\$47,210
Classes not taught by highly qualified teachers	0.0%	No Change	0.0%	0.0%
Professional development days/teacher	10.5 days	Up from 10.4 days	10.3 days	10.5 days
School				
Principal's years at school	1.0	Down from 16.0	4.0	4.0
Student-teacher ratio in core subjects	23.4 to 1	Down from 23.8 to 1	21.5 to 1	20.0 to 1
Prime instructional time	90.0%	Down from 91.1%	91.6%	90.5%
Opportunities in the arts	Good	No Change	Good	Good
SACS accreditation	Yes	No Change	Yes	Yes
Parents attending conferences	100.0%	No Change	100.0%	100.0%
Character development program	Excellent	No Change	Excellent	Excellent
Dollars spent per pupil**	\$5,712	Down 4.8%	\$6,771	\$7,247
Percent of expenditures for instruction**	68.5%	Down from 68.8%	68.5%	68.2%
Percent of expenditures for teacher salaries**	68.4%	Up from 67.8%	66.4%	65.7%
ESEA composite index score	89.7	N/A	97.9	91.9

* Length of contract = 185+ days.

** Prior year audited financial data available.

EVALUATION RESULTS

	Teachers	Students*	Parents*
Number of surveys returned	44	133	75
Percent satisfied with learning environment	100.0%	93.2%	94.4%
Percent satisfied with social and physical environment	100.0%	97.7%	94.7%
Percent satisfied with school-home relations	100.0%	95.4%	78.7%

*Only students at the highest elementary school grade level at this school and their parents were included.

REPORT OF PRINCIPAL AND SCHOOL IMPROVEMENT COUNCIL

The mission of Mountain View Elementary in cooperation with the community is to provide a safe, positive environment where children build skills, knowledge, and character needed for lifelong learning. Mountain View Elementary is a warm, community centered school steeped in rich tradition. We have received the Red Carpet Award three times, which honors schools that provide warm, friendly environments where people not only are welcomed but also are made to feel part of the school family. We are the first school in Greenville County to be a three time award winner. Mountain View values not only customer service, but safety for every child. We have received the Safe Schools award five times. Our faculty members participate in many worthwhile professional development opportunities including the pursuit of advanced degrees, technology training, and Project Read training. Project Read is the uniform delivery system for Language Arts instruction. All teachers are fully trained in strategies and implementation in the areas of phonics, written expression, and reading comprehension. Nine teachers currently have National Board certification. Our Professional Development School partnership with North Greenville University continues to grow and strengthen as we support interns, members of our faculty serve on the NGU Advisory Council, and our PDS committee works to commit our mission and goals to a written document. We also offer many opportunities for students to develop leadership skills and to take part in service learning. We continue to maintain the school portfolio. The portfolio is a working document that is updated annually. The purpose of the portfolio is to create a clear picture of who we are and how we go about the business of educating children. The portfolio contains information about our school demographics, our current programs, our partnerships with business and community, and test score data. We can use these data to evaluate programs and policies and assess their effectiveness. In the fall of 2012 our school will undergo a complete refresh of our technological hardware. With the upgraded resources, we will continue to advance both teacher and student technology proficiency. We will ensure technology is integrated into all areas of instruction. It will continue to be used as a major means of communication.

Jennifer Gibson, Principal
Mrs. Dee Klug, SIC Committee Chairpersons

Comprehensive detail, including definitions of ratings, performance criteria, and explanations of status, is available on www.ed.sc.gov and www.eoc.sc.gov as well as school and school district websites.

Printed versions are available from school districts upon request.

Abbreviations Key

N/A Not Applicable N/AV Not Available N/C Not Collected N/R Not Reported I/S Insufficient Sample TBD To be determined
NI Newly Identified CSI Continuing School Improvement CA Corrective Action RP Plan to Restructure R Restructure DELAY School Improvement Status HOLD School Improvement Status