



SC Annual School Report Card Summary

Mauldin Elementary School
Greenville County School District
Grades: PK-5 **Enrollment: 1,003**
Principal: Michael J. Parker
Superintendent: Mr. Burke Royster
Board Chair: Mr. Roger Meek

PERFORMANCE

Comprehensive detail, including definitions of ratings, performance criteria, and explanations of status, is available on www.ed.sc.gov and www.eoc.sc.gov as well as school and school district websites. Printed versions are available from school districts upon request.

YEAR	ABSOLUTE RATING	GROWTH RATING	PALMETTO GOLD AND SILVER AWARD		ESEA/FEDERAL ACCOUNTABILITY RATING SYSTEM	
			General Performance	Closing the Gap	ESEA Grade	Accountability Indicator
2012	Good	Good	TBD	TBD	A	N/A
2011	Good	Average	Silver	N/A	Not Met	N/A
2010	Good	Excellent	Gold	Silver	Not Met	N/A

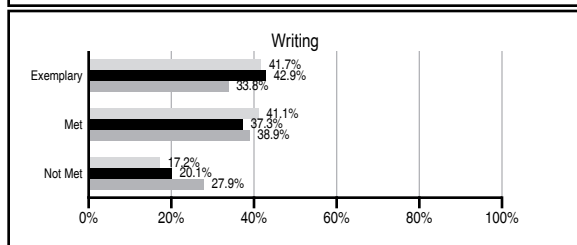
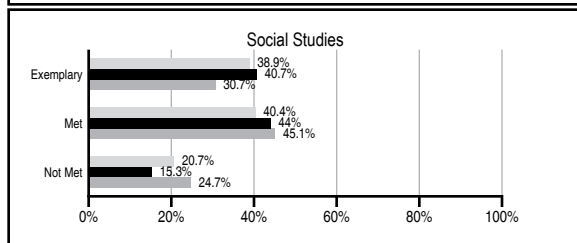
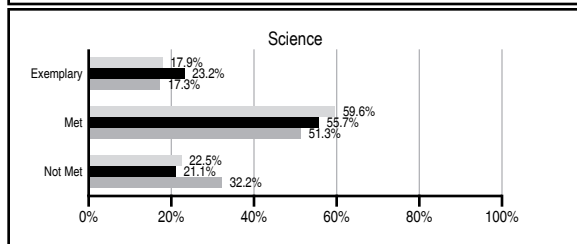
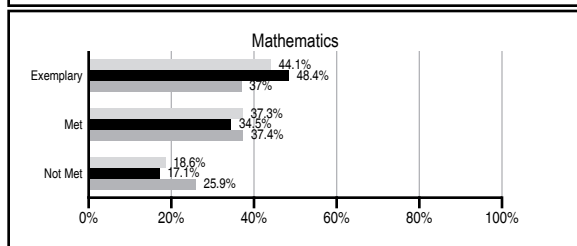
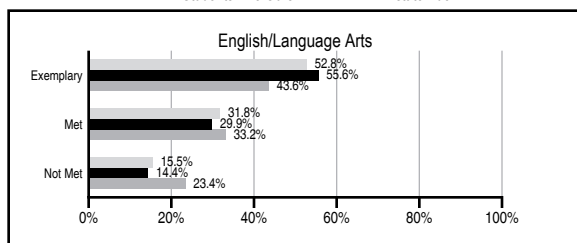
ABSOLUTE RATINGS OF ELEMENTARY SCHOOLS WITH STUDENTS LIKE OURS*

EXCELLENT	GOOD	AVERAGE	BELOW AVERAGE	AT-RISK
45	15	4	1	0

* Ratings are calculated with data available by 11/07/2012. Schools with Students Like Ours are Elementary Schools with Poverty Indices of no more than 5% above or below the index for this school.




PASS PERFORMANCE

Our School Elementary Schools with Students Like Ours Elementary schools statewide



NAEP PERFORMANCE*

* Performance reported for SC and nation, data not available at school level. Percentages at NAEP Achievement Levels.



SC PERFORMANCE VISION

By 2020 all students will graduate with the knowledge and skills necessary to compete successfully in the global economy, participate in a democratic society and contribute positively as members of families and communities.

Abbreviations Key

N/A Not Applicable N/AV Not Available N/C Not Collected N/R Not Reported I/S Insufficient Sample TBD To be determined

Mauldin Elementary School [Greenville County School District]

SCHOOL PROFILE

	Our School	Change from Last Year	Elementary Schools with Students Like Ours	Median Elementary School
Students (n=1,003)				
Retention rate	1.5%	Up from 0.6%	0.9%	1.0%
Attendance rate	96.8%	Up from 96.2%	97.0%	96.6%
Served by gifted and talented program	N/AV	N/AV	N/AV	N/AV
With disabilities other than speech	N/AV	N/AV	N/AV	N/AV
Older than usual for grade	N/AV	N/AV	N/AV	N/AV
Out-of-school suspensions or expulsions for violent and/or criminal offenses	0.0%	No Change	0.0%	0.0%
Teachers (n=52)				
Teachers with advanced degrees	51.9%	Down from 52.9%	62.0%	63.0%
Continuing contract teachers	N/AV	N/AV	N/AV	N/AV
Teachers returning from previous year	90.1%	Up from 88.5%	90.1%	88.7%
Teacher attendance rate	93.9%	Up from 93.7%	95.2%	95.1%
Average teacher salary*	\$48,286	Up 0.7%	\$48,098	\$47,210
Classes not taught by highly qualified teachers	0.0%	No Change	0.0%	0.0%
Professional development days/teacher	7.6 days	Down from 9.6 days	9.8 days	10.5 days
School				
Principal's years at school	8.0	Up from 7.0	4.0	4.0
Student-teacher ratio in core subjects	23.0 to 1	Down from 24.5 to 1	20.9 to 1	20.0 to 1
Prime instructional time	89.5%	Up from 88.3%	91.5%	90.5%
Opportunities in the arts	Good	No Change	Good	Good
SACS accreditation	Yes	No Change	Yes	Yes
Parents attending conferences	99.5%	Down from 100.0%	100.0%	100.0%
Character development program	Excellent	Up from Good	Excellent	Excellent
Dollars spent per pupil**	\$5,331	Down 10.7%	\$6,753	\$7,247
Percent of expenditures for instruction**	68.8%	Down from 68.9%	69.3%	68.2%
Percent of expenditures for teacher salaries**	68.3%	Up from 67.9%	67.7%	65.7%
ESEA composite index score	92.1	N/A	97.1	91.9

* Length of contract = 185+ days.

** Prior year audited financial data available.

EVALUATION RESULTS

	Teachers	Students*	Parents*
Number of surveys returned	51	157	115
Percent satisfied with learning environment	92.2%	89.8%	91.2%
Percent satisfied with social and physical environment	98.0%	91.1%	84.3%
Percent satisfied with school-home relations	96.1%	85.9%	85.8%

*Only students at the highest elementary school grade level at this school and their parents were included.

REPORT OF PRINCIPAL AND SCHOOL IMPROVEMENT COUNCIL

The 2011/2012 school year was one of continued improvement for Mauldin Elementary School. We were disappointed that we did not make Adequate Yearly Progress (AYP) again. We were very pleased with our state report card ratings of Good for an absolute rating and Average for improvement. These ratings are based on our students' academic performance and earned MES a Palmetto Gold Award for overall achievement and a Palmetto Silver Award for the performance of some traditionally underachieving groups of students. These ratings once again confirm the great work we are doing in continuing to improve student academic performance each year. During the school year our teachers continued implementation of Learning Focused best practices in classroom instruction. We continued our reading intervention program for kindergarten, first and second grade students, and expanded the program to include some third graders. We further refined a research based model for students with special needs that more effectively meets their learning needs in the classroom. We also continued our morning tutoring programs, and expanded the school wide math focus groups to address specific skills for each student. Finally, we implemented a new reading program based on students' Lexile reading range. We worked with our parent leadership and community to implement programs to address the total health and welfare needs of our students. This included the Closet for Hope that provided donated clothing for families in need. The Back Pack program was also implemented which provided students with meals on weekends and holidays. Finally, we implemented the Coordinated Approach to Child Health (CATCH) which included awareness and opportunities for increased physical activity for students. We also planned for the full implementation of the healthy school menu program called Culinary Creations for the 2012/2013 school year. All measures indicate that we are doing the right things for our students. The academic achievement of our students remains strong, and survey data collected at the state, district, and school level show improvement and overall positive perceptions about our school. Everyone associated with Mauldin Elementary School should take pride in our accomplishments. We look forward to working with the entire school community as we continue to move forward in making MES the finest school it can be.

Michael J. Parker, Principal
Brian Hill, SIC Chair

Comprehensive detail, including definitions of ratings, performance criteria, and explanations of status, is available on www.ed.sc.gov and www.eoc.sc.gov as well as school and school district websites.

Printed versions are available from school districts upon request.

Abbreviations Key

N/A Not Applicable N/AV Not Available N/C Not Collected N/R Not Reported I/S Insufficient Sample TBD To be determined
NI Newly Identified CSI Continuing School Improvement CA Corrective Action RP Plan to Restructure R Restructure DELAY School Improvement Status HOLD School Improvement Status