



SC Annual School Report Card Summary

Fork Shoals School
 Greenville County School District
 Grades: K-5 Enrollment: 737
 Principal: Kimberly Reid
 Superintendent: Mr. Burke Royster
 Board Chair: Mr. Roger Meek

PERFORMANCE

Comprehensive detail, including definitions of ratings, performance criteria, and explanations of status, is available on www.ed.sc.gov and www.eoc.sc.gov as well as school and school district websites. Printed versions are available from school districts upon request.

YEAR	ABSOLUTE RATING	GROWTH RATING	PALMETTO GOLD AND SILVER AWARD		ESEA/FEDERAL ACCOUNTABILITY RATING SYSTEM	
			General Performance	Closing the Gap	ESEA Grade	Accountability Indicator
2012	Good	Good	TBD	TBD	A	N/A
2011	Good	Average	Silver	N/A	Not Met	N/A
2010	Average	Good	Silver	N/A	Not Met	N/A

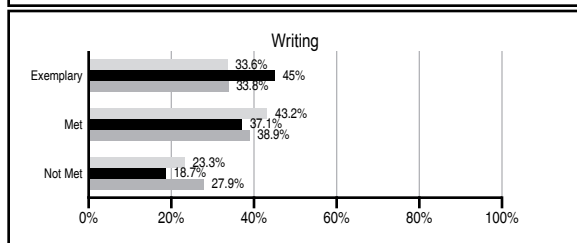
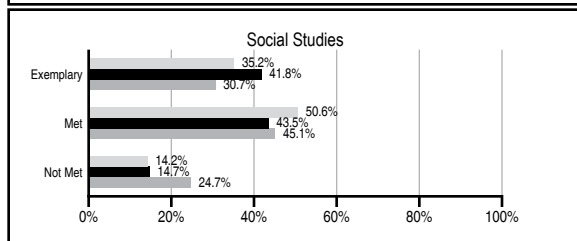
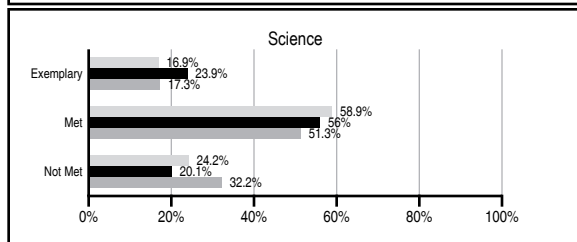
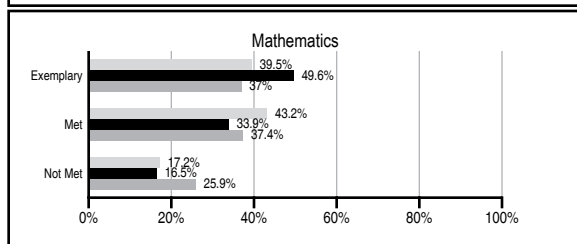
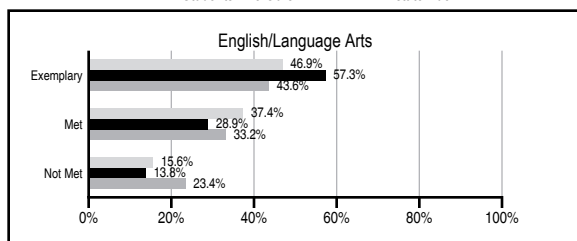
ABSOLUTE RATINGS OF ELEMENTARY SCHOOLS WITH STUDENTS LIKE OURS*

EXCELLENT	GOOD	AVERAGE	BELOW AVERAGE	AT-RISK
40	13	1	1	0

* Ratings are calculated with data available by 11/07/2012. Schools with Students Like Ours are Elementary Schools with Poverty Indices of no more than 5% above or below the index for this school.

PASS PERFORMANCE

Our School Elementary Schools with Students Like Ours Elementary schools statewide



NAEP PERFORMANCE*

* Performance reported for SC and nation, data not available at school level. Percentages at NAEP Achievement Levels.



SC PERFORMANCE VISION

By 2020 all students will graduate with the knowledge and skills necessary to compete successfully in the global economy, participate in a democratic society and contribute positively as members of families and communities.

Abbreviations Key

N/A Not Applicable N/AV Not Available N/C Not Collected N/R Not Reported I/S Insufficient Sample TBD To be determined

Fork Shoals School [Greenville County School District]

SCHOOL PROFILE

	Our School	Change from Last Year	Elementary Schools with Students Like Ours	Median Elementary School
Students (n=737)				
Retention rate	1.2%	Down from 1.3%	0.9%	1.0%
Attendance rate	96.4%	Up from 95.9%	97.0%	96.6%
Served by gifted and talented program	N/AV	N/AV	N/AV	N/AV
With disabilities other than speech	N/AV	N/AV	N/AV	N/AV
Older than usual for grade	N/AV	N/AV	N/AV	N/AV
Out-of-school suspensions or expulsions for violent and/or criminal offenses	0.0%	No Change	0.0%	0.0%
Teachers (n=44)				
Teachers with advanced degrees	52.3%	Down from 52.5%	65.2%	63.0%
Continuing contract teachers	N/AV	N/AV	N/AV	N/AV
Teachers returning from previous year	90.1%	Down from 90.8%	90.1%	88.7%
Teacher attendance rate	94.6%	Down from 95.1%	95.2%	95.1%
Average teacher salary*	\$45,731	Down 1.1%	\$48,855	\$47,210
Classes not taught by highly qualified teachers	0.0%	Down from 2.8%	0.0%	0.0%
Professional development days/teacher	18.2 days	Up from 15.3 days	9.8 days	10.5 days
School				
Principal's years at school	7.0	Up from 6.0	4.0	4.0
Student-teacher ratio in core subjects	21.6 to 1	Down from 23.9 to 1	20.8 to 1	20.0 to 1
Prime instructional time	90.0%	Up from 87.7%	91.6%	90.5%
Opportunities in the arts	Good	No Change	Good	Good
SACS accreditation	Yes	No Change	Yes	Yes
Parents attending conferences	98.3%	Down from 98.7%	100.0%	100.0%
Character development program	Good	No Change	Excellent	Excellent
Dollars spent per pupil**	\$5,405	Down 8.5%	\$6,824	\$7,247
Percent of expenditures for instruction**	64.7%	Down from 66.9%	69.5%	68.2%
Percent of expenditures for teacher salaries**	64.5%	Down from 65.9%	67.7%	65.7%
ESEA composite index score	92.8	N/A	97.3	91.9

* Length of contract = 185+ days.

** Prior year audited financial data available.

EVALUATION RESULTS

	Teachers	Students*	Parents*
Number of surveys returned	45	143	103
Percent satisfied with learning environment	97.8%	93.0%	91.9%
Percent satisfied with social and physical environment	100.0%	90.9%	93.9%
Percent satisfied with school-home relations	100.0%	88.8%	89.6%

*Only students at the highest elementary school grade level at this school and their parents were included.

REPORT OF PRINCIPAL AND SCHOOL IMPROVEMENT COUNCIL

Fork Shoals School is an International Baccalaureate (IB) School that educates the whole child through a collaborative effort of home, school, and community. Student inquiry is the core of our philosophy where the children take hold of their learning to gain knowledge. Our School Improvement Council, Parent Teacher Association, and Fork Shoals faculty strive to provide academic rigor as well as develop our children in to responsible citizens. Fork Shoals School has been an authorized International Baccalaureate School since 2005. We implement the Primary Years Programme (PYP) through inquiry-based instruction. Our mission is to provide a world-class culture of inquiry and to nurture each student's desire to be a continuous learner and a responsible citizen. The school strives towards this goal by developing integrated units of study throughout the year using a project-based approach. Students are the center of the instruction since each child keeps a portfolio, sets a goal and conferences with a guardian yearly. Every student receives Spanish Instruction with 3rd-5th graders having daily immersed lessons. The school believes this approach will develop well-rounded, internationally-minded, knowledgeable children. In 2008, Fork Shoals School developed three goals to work towards over the proceeding five years. Those goals continue to be raising the academic challenge and performance of each student in English Language Arts and Math as measured by the Palmetto Assessment of State Standards and providing a school environment supportive of learning as rated by parents, teachers, and students on the state report card survey. Our goals are directly related to the district wide emphasis of raising the academic challenge and performance for each student. We will continue to measure these goals by evaluating student work, test scores, and by analyzing parent, student, and teacher surveys. Writing was an emphasis this past school year. Fork Shoals teachers participated in professional development using the Six Plus One Traits of Writing. The Upstate Writing Consortium provided the training. Our school also implemented the Common Core Standards in math in the primary grades. These standards will provide more rigor and depth for mathematical concepts as the nation moves in this direction. Parental involvement was sought out through SIC sponsored parent workshops. These sessions provided parents with information and tools in an effort to build a stronger relationship with the home, school, and community. Fork Shoals School is unique, combining high academic expectations with problem solving skills while also developing more culturally aware, educationally empowered students. The school is progressing and will continue to progress toward providing our students with a world-class education.

Chantal Masterson, SIC Chairperson
Christopher Ross, Principal

Comprehensive detail, including definitions of ratings, performance criteria, and explanations of status, is available on www.ed.sc.gov and www.eoc.sc.gov as well as school and school district websites.

Printed versions are available from school districts upon request.

Abbreviations Key

N/A Not Applicable N/AV Not Available N/C Not Collected N/R Not Reported I/S Insufficient Sample TBD To be determined
NI Newly Identified CSI Continuing School Improvement CA Corrective Action RP Plan to Restructure R Restructure DELAY School Improvement Status HOLD School Improvement Status