



SC Annual School Report Card Summary

East North Street Academy of Mathematics and Science
 Greenville County School District
 Grades: PK-5 Enrollment: 664
 Principal: Nancy M. Brantley
 Superintendent: Mr. Burke Royster
 Board Chair: Mr. Roger Meek

PERFORMANCE

Comprehensive detail, including definitions of ratings, performance criteria, and explanations of status, is available on www.ed.sc.gov and www.eoc.sc.gov as well as school and school district websites. Printed versions are available from school districts upon request.

YEAR	ABSOLUTE RATING	GROWTH RATING	PALMETTO GOLD AND SILVER AWARD		ESEA/FEDERAL ACCOUNTABILITY RATING SYSTEM	
			General Performance	Closing the Gap	ESEA Grade	Accountability Indicator
2012	Average	Average	TBD	TBD	A	Reward
2011	Average	Average	Silver	N/A	Not Met	N/A
2010	Average	Excellent	Gold	Silver	Met	N/A

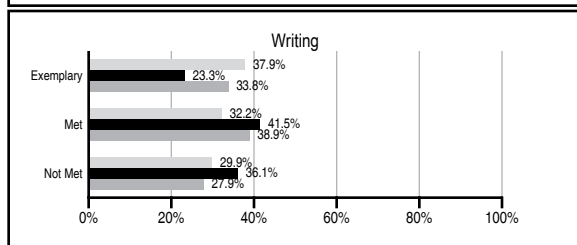
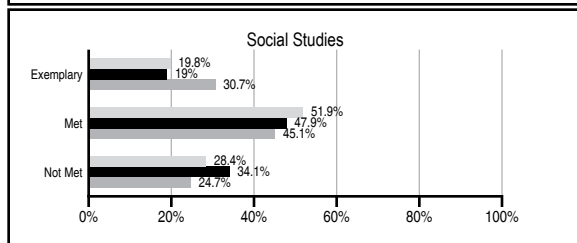
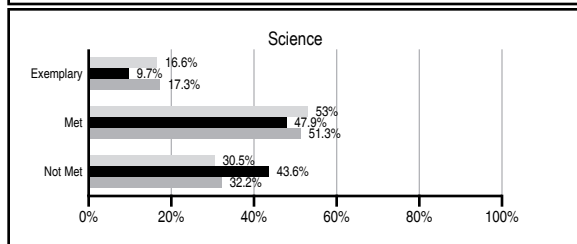
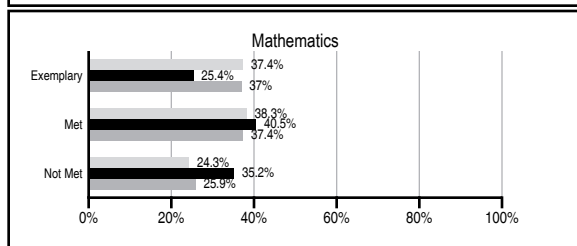
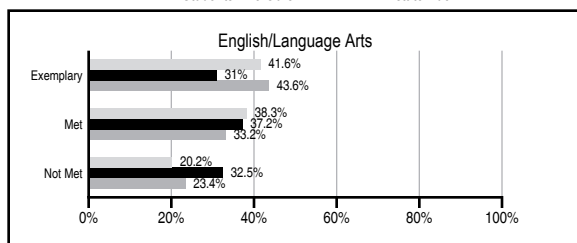
ABSOLUTE RATINGS OF ELEMENTARY SCHOOLS WITH STUDENTS LIKE OURS*

EXCELLENT	GOOD	AVERAGE	BELOW AVERAGE	AT-RISK
5	13	108	28	10

* Ratings are calculated with data available by 11/07/2012. Schools with Students Like Ours are Elementary Schools with Poverty Indices of no more than 5% above or below the index for this school.




PASS PERFORMANCE

Our School Elementary Schools with Students Like Ours Elementary schools statewide



NAEP PERFORMANCE*

* Performance reported for SC and nation, data not available at school level. Percentages at NAEP Achievement Levels.



SC PERFORMANCE VISION

By 2020 all students will graduate with the knowledge and skills necessary to compete successfully in the global economy, participate in a democratic society and contribute positively as members of families and communities.

Abbreviations Key

N/A Not Applicable N/AV Not Available N/C Not Collected N/R Not Reported I/S Insufficient Sample TBD To be determined

East North Street Academy of Mathematics and Science [Greenville County School District]

SCHOOL PROFILE

	Our School	Change from Last Year	Elementary Schools with Students Like Ours	Median Elementary School
Students (n=664)				
Retention rate	2.2%	Down from 2.4%	1.3%	1.0%
Attendance rate	96.9%	Up from 96.8%	96.3%	96.6%
Served by gifted and talented program	N/AV	N/AV	N/AV	N/AV
With disabilities other than speech	N/AV	N/AV	N/AV	N/AV
Older than usual for grade	N/AV	N/AV	N/AV	N/AV
Out-of-school suspensions or expulsions for violent and/or criminal offenses	0.0%	No Change	0.0%	0.0%
Teachers (n=48)				
Teachers with advanced degrees	58.3%	Up from 57.8%	61.1%	63.0%
Continuing contract teachers	N/AV	N/AV	N/AV	N/AV
Teachers returning from previous year	91.6%	Down from 93.1%	86.5%	88.7%
Teacher attendance rate	94.5%	No Change	95.1%	95.1%
Average teacher salary*	\$46,925	Up 3.0%	\$45,546	\$47,210
Classes not taught by highly qualified teachers	0.0%	No Change	0.0%	0.0%
Professional development days/teacher	12.2 days	Up from 8.1 days	10.7 days	10.5 days
School				
Principal's years at school	2.0	Up from 1.0	4.0	4.0
Student-teacher ratio in core subjects	8.9 to 1	Down from 17.5 to 1	19.0 to 1	20.0 to 1
Prime instructional time	91.0%	Down from 91.5%	90.4%	90.5%
Opportunities in the arts	Good	No Change	Good	Good
SACS accreditation	Yes	No Change	Yes	Yes
Parents attending conferences	100.0%	No Change	100.0%	100.0%
Character development program	Good	Up from Average	Excellent	Excellent
Dollars spent per pupil**	\$7,305	Down 2.5%	\$7,686	\$7,247
Percent of expenditures for instruction**	69.0%	Down from 70.2%	67.4%	68.2%
Percent of expenditures for teacher salaries**	68.0%	Down from 68.5%	63.8%	65.7%
ESEA composite index score	96.9	N/A	88.0	91.9

* Length of contract = 185+ days.

** Prior year audited financial data available.

EVALUATION RESULTS

	Teachers	Students*	Parents*
Number of surveys returned	25	40	42
Percent satisfied with learning environment	87.5%	82.5%	85.7%
Percent satisfied with social and physical environment	92.0%	67.5%	80.5%
Percent satisfied with school-home relations	84.0%	84.6%	72.5%

*Only students at the highest elementary school grade level at this school and their parents were included.

REPORT OF PRINCIPAL AND SCHOOL IMPROVEMENT COUNCIL

The mission of East North Street Academy, a Magnet School of Mathematics and Science, is to offer a strong academic program that is standards based, integrated across the curriculum, and spiraled. We pride ourselves that our main emphasis, in addition to raising the bar academically, is to nurture our students in a safe and caring environment. We provide each student with an exemplary learning environment that is tailored to meet individual education needs. Our high quality instruction is directly aligned to South Carolina state standards, and is enhanced by specific research based curriculum, highly qualified teachers and staff, and state of the art instructional materials. Together with our community supporters and business partnerships, we maintain high expectations for all students and continue to evaluate current practices as well as research educational programs that have proven to be successful across the state. From the moment you come in the door and walk down the colorful child-friendly mural painted hallways, you know that you are in a VERY SPECIAL PLACE CALLED SCHOOL! Our beautiful school is a unique blend of the innovative use of math, science and technology along with enrichment activities in language arts, social studies, music, art and physical education. This rigorous curriculum will provide unlimited opportunities for all the children and communities we represent. This past school year we received the coveted Palmetto Achievement SILVER award in recognition of academic excellence. We are continuing to work hard toward making our school a school of excellence.

Nancy M. Brantley, Principal
Susan Baskin-Jones, SIC Chair

Comprehensive detail, including definitions of ratings, performance criteria, and explanations of status, is available on www.ed.sc.gov and www.eoc.sc.gov as well as school and school district websites.

Printed versions are available from school districts upon request.

Abbreviations Key

N/A Not Applicable N/AV Not Available N/C Not Collected N/R Not Reported I/S Insufficient Sample TBD To be determined

NI Newly Identified CSI Continuing School Improvement CA Corrective Action RP Plan to Restructure R Restructure DELAY School Improvement Status HOLD School Improvement Status