

SC Annual School Report Card Summary

Duncan Chapel Elementary
 Greenville County School District
 Grades: K-5 Enrollment: 591
 Principal: Regenia McClain
 Superintendent: Mr. Burke Royster
 Board Chair: Mr. Roger Meek

PERFORMANCE

Comprehensive detail, including definitions of ratings, performance criteria, and explanations of status, is available on www.ed.sc.gov and www.eoc.sc.gov as well as school and school district websites. Printed versions are available from school districts upon request.

YEAR	ABSOLUTE RATING	GROWTH RATING	PALMETTO GOLD AND SILVER AWARD		ESEA/FEDERAL ACCOUNTABILITY RATING SYSTEM	
			General Performance	Closing the Gap	ESEA Grade	Accountability Indicator
2012	Good	Good	TBD	TBD	A	Reward
2011	Good	Average	Silver	N/A	Not Met	N/A
2010	Average	Average	N/A	N/A	Met	N/A

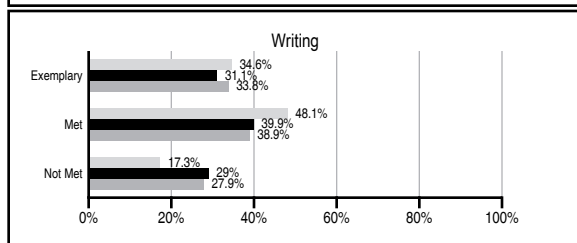
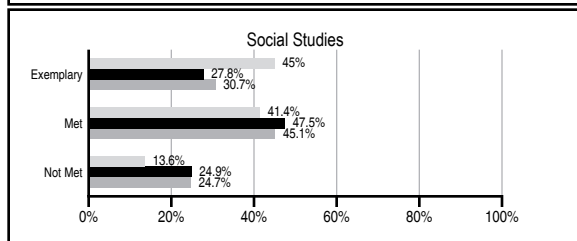
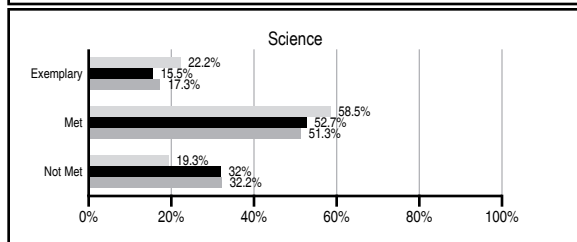
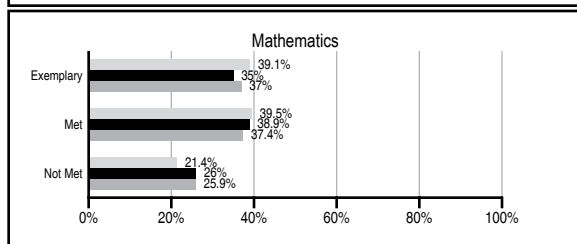
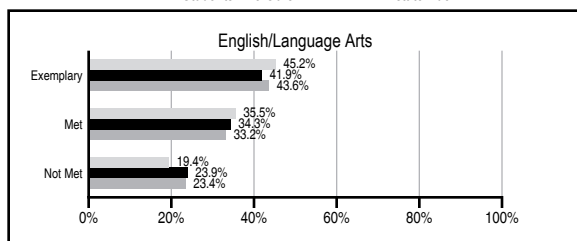
ABSOLUTE RATINGS OF ELEMENTARY SCHOOLS WITH STUDENTS LIKE OURS*

EXCELLENT	GOOD	AVERAGE	BELOW AVERAGE	AT-RISK
19	41	63	5	0

* Ratings are calculated with data available by 11/07/2012. Schools with Students Like Ours are Elementary Schools with Poverty Indices of no more than 5% above or below the index for this school.




PASS PERFORMANCE

Our School Elementary Schools with Students Like Ours Elementary schools statewide



NAEP PERFORMANCE*

* Performance reported for SC and nation, data not available at school level. Percentages at NAEP Achievement Levels.



SC PERFORMANCE VISION

By 2020 all students will graduate with the knowledge and skills necessary to compete successfully in the global economy, participate in a democratic society and contribute positively as members of families and communities.

Abbreviations Key

N/A Not Applicable N/AV Not Available N/C Not Collected N/R Not Reported I/S Insufficient Sample TBD To be determined

Duncan Chapel Elementary [Greenville County School District]

SCHOOL PROFILE

	Our School	Change from Last Year	Elementary Schools with Students Like Ours	Median Elementary School
Students (n=591)				
Retention rate	0.7%	Up from 0.5%	1.3%	1.0%
Attendance rate	96.7%	Up from 95.9%	96.3%	96.6%
Served by gifted and talented program	N/AV	N/AV	N/AV	N/AV
With disabilities other than speech	N/AV	N/AV	N/AV	N/AV
Older than usual for grade	N/AV	N/AV	N/AV	N/AV
Out-of-school suspensions or expulsions for violent and/or criminal offenses	0.0%	No Change	0.0%	0.0%
Teachers (n=40)				
Teachers with advanced degrees	57.5%	Down from 57.9%	62.1%	63.0%
Continuing contract teachers	N/AV	N/AV	N/AV	N/AV
Teachers returning from previous year	89.6%	Up from 84.3%	89.6%	88.7%
Teacher attendance rate	95.8%	Up from 94.7%	94.9%	95.1%
Average teacher salary*	\$45,797	Up 5.0%	\$47,463	\$47,210
Classes not taught by highly qualified teachers	0.0%	No Change	0.0%	0.0%
Professional development days/teacher	15.8 days	Up from 11.2 days	10.8 days	10.5 days
School				
Principal's years at school	15.0	Up from 14.0	5.0	4.0
Student-teacher ratio in core subjects	19.1 to 1	Down from 21.6 to 1	19.8 to 1	20.0 to 1
Prime instructional time	91.4%	Up from 91.3%	90.0%	90.5%
Opportunities in the arts	Good	No Change	Good	Good
SACS accreditation	Yes	No Change	Yes	Yes
Parents attending conferences	100.0%	No Change	100.0%	100.0%
Character development program	Excellent	No Change	Excellent	Excellent
Dollars spent per pupil**	\$6,450	Up 2.0%	\$7,322	\$7,247
Percent of expenditures for instruction**	67.1%	Down from 67.9%	67.7%	68.2%
Percent of expenditures for teacher salaries**	64.4%	Down from 66.8%	65.2%	65.7%
ESEA composite index score	91.6	N/A	88.6	91.9

* Length of contract = 185+ days.

** Prior year audited financial data available.

EVALUATION RESULTS

	Teachers	Students*	Parents*
Number of surveys returned	31	64	56
Percent satisfied with learning environment	93.5%	92.2%	92.6%
Percent satisfied with social and physical environment	100.0%	95.3%	89.1%
Percent satisfied with school-home relations	80.6%	93.8%	92.6%

*Only students at the highest elementary school grade level at this school and their parents were included.

REPORT OF PRINCIPAL AND SCHOOL IMPROVEMENT COUNCIL

Duncan Chapel's state of the art facility provides increased opportunities for students to integrate technology, the arts and literature into stimulating learning experiences. As a result of our continued Title I status, Duncan Chapel is able to sustain lower student-teacher ratios in multiple grade levels, provide additional support for students in math and reading through the RTI program, hire an additional instructional coach for the primary grades, and provide much needed technology and instructional supplies that directly benefit our students. Title I funding also provides professional development for the teaching staff, and many opportunities for parents to receive training and to be more involved in the experience of public education. Additionally, Title I funding provides a bilingual parent involvement coordinator to better bridge the relationship between home and school. Our School-Wide accomplishments include the following: Implementation of Baldrige model for Quality students Recognized as a 2012 Safe Kids School by the Greenville Children's Hospital Reading Intervention Teachers in Grades K5-3rd After School Tutorial program by Communities in Schools Fifth grade teacher Amanda Sopko was named as Second Runner-Up in the district's Teacher of the Year Award Program. Brian Morgan, art teacher has been named as a Top Ten finalist for the 2012-13 district's Teacher of the Year. Duncan Chapel partnered with First Baptist Church, Greenville to implement the Mission Backpack weekend food bag program. Our school leadership team developed goals, objectives and strategies for our students for 2012-13. Two desired results for student learning are to increase student's achievement in the area of math and Language Arts.

Regenia McClain, Principal
Brana Myers, SIC Chairperson

Comprehensive detail, including definitions of ratings, performance criteria, and explanations of status, is available on www.ed.sc.gov and www.eoc.sc.gov as well as school and school district websites.

Printed versions are available from school districts upon request.

Abbreviations Key

N/A Not Applicable N/AV Not Available N/C Not Collected N/R Not Reported I/S Insufficient Sample TBD To be determined
NI Newly Identified CSI Continuing School Improvement CA Corrective Action RP Plan to Restructure R Restructure DELAY School Improvement Status HOLD School Improvement Status