



SC Annual School Report Card Summary

Crestview Elementary School
 Greenville County School District
 Grades: K-5 Enrollment: 632
 Principal: David Langston
 Superintendent: Mr. Burke Royster
 Board Chair: Mr. Roger Meek

PERFORMANCE

Comprehensive detail, including definitions of ratings, performance criteria, and explanations of status, is available on www.ed.sc.gov and www.eoc.sc.gov as well as school and school district websites. Printed versions are available from school districts upon request.

YEAR	ABSOLUTE RATING	GROWTH RATING	PALMETTO GOLD AND SILVER AWARD		ESEA/FEDERAL ACCOUNTABILITY RATING SYSTEM	
			General Performance	Closing the Gap	ESEA Grade	Accountability Indicator
2012	Good	Average	TBD	TBD	B	N/A
2011	Excellent	Good	Gold	N/A	Not Met	N/A
2010	Good	Excellent	Gold	Gold	Met	N/A

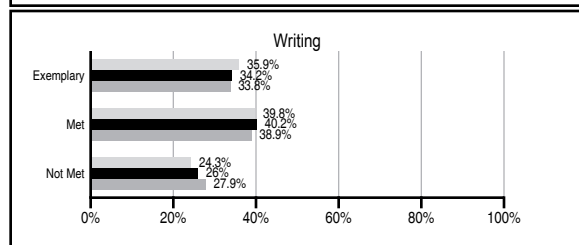
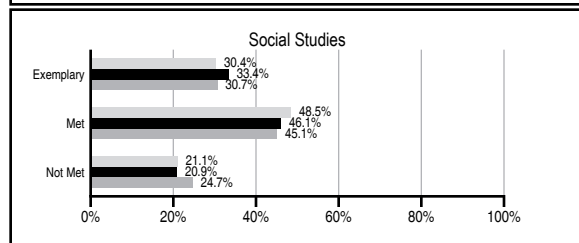
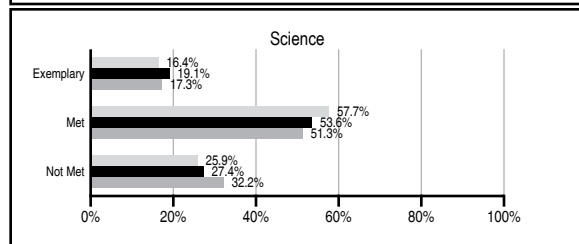
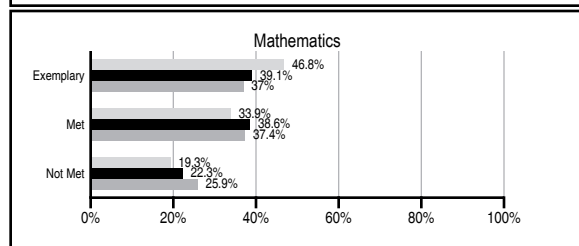
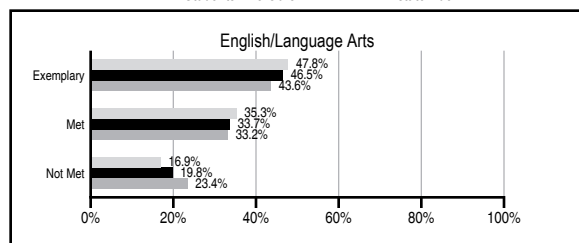
ABSOLUTE RATINGS OF ELEMENTARY SCHOOLS WITH STUDENTS LIKE OURS*

EXCELLENT	GOOD	AVERAGE	BELOW AVERAGE	AT-RISK
30	42	31	1	0

* Ratings are calculated with data available by 11/07/2012. Schools with Students Like Ours are Elementary Schools with Poverty Indices of no more than 5% above or below the index for this school.




PASS PERFORMANCE

Our School Elementary Schools with Students Like Ours Elementary schools statewide



NAEP PERFORMANCE*

* Performance reported for SC and nation, data not available at school level. Percentages at NAEP Achievement Levels.



SC PERFORMANCE VISION

By 2020 all students will graduate with the knowledge and skills necessary to compete successfully in the global economy, participate in a democratic society and contribute positively as members of families and communities.

Abbreviations Key

N/A Not Applicable N/AV Not Available N/C Not Collected N/R Not Reported I/S Insufficient Sample TBD To be determined

Crestview Elementary School [Greenville County School District]

SCHOOL PROFILE

	Our School	Change from Last Year	Elementary Schools with Students Like Ours	Median Elementary School
Students (n=632)				
Retention rate	0.6%	Down from 1.7%	1.1%	1.0%
Attendance rate	97.3%	Up from 96.9%	96.5%	96.6%
Served by gifted and talented program	N/AV	N/AV	N/AV	N/AV
With disabilities other than speech	N/AV	N/AV	N/AV	N/AV
Older than usual for grade	N/AV	N/AV	N/AV	N/AV
Out-of-school suspensions or expulsions for violent and/or criminal offenses	0.0%	No Change	0.0%	0.0%
Teachers (n=34)				
Teachers with advanced degrees	82.4%	Up from 79.4%	61.9%	63.0%
Continuing contract teachers	N/AV	N/AV	N/AV	N/AV
Teachers returning from previous year	89.9%	Up from 89.5%	89.0%	88.7%
Teacher attendance rate	95.2%	Down from 95.9%	95.1%	95.1%
Average teacher salary*	\$49,403	Down 0.6%	\$47,380	\$47,210
Classes not taught by highly qualified teachers	0.0%	No Change	0.0%	0.0%
Professional development days/teacher	14.9 days	Up from 13.9 days	11.3 days	10.5 days
School				
Principal's years at school	2.0	Up from 1.5	5.0	4.0
Student-teacher ratio in core subjects	22.4 to 1	Up from 21.6 to 1	20.1 to 1	20.0 to 1
Prime instructional time	91.2%	Down from 92.9%	90.3%	90.5%
Opportunities in the arts	Good	No Change	Good	Good
SACS accreditation	Yes	No Change	Yes	Yes
Parents attending conferences	100.0%	No Change	100.0%	100.0%
Character development program	Good	No Change	Excellent	Excellent
Dollars spent per pupil**	\$6,069	Down 4.8%	\$6,782	\$7,247
Percent of expenditures for instruction**	66.5%	Down from 67.4%	68.3%	68.2%
Percent of expenditures for teacher salaries**	66.3%	Down from 66.4%	66.3%	65.7%
ESEA composite index score	87.2	N/A	92.9	91.9

* Length of contract = 185+ days.

** Prior year audited financial data available.

EVALUATION RESULTS

	Teachers	Students*	Parents*
Number of surveys returned	33	104	80
Percent satisfied with learning environment	97.0%	88.5%	93.8%
Percent satisfied with social and physical environment	97.0%	86.4%	92.4%
Percent satisfied with school-home relations	97.0%	93.3%	87.3%

*Only students at the highest elementary school grade level at this school and their parents were included.

REPORT OF PRINCIPAL AND SCHOOL IMPROVEMENT COUNCIL

In compliance with the Education Improvement Act of 1984, the Annual Report is written and reported each year to keep parents and community members informed regarding the progress the school is making in meeting school and district goals and objectives. This report was developed by our School Improvement Council (SIC), which consists of administration, teachers, parents and community business representatives. The SIC works closely with the principal in examining the school's annual standardized testing data and setting goals that focus on specific areas of strength and weakness. Teacher, parent and student survey data is also examined by the SIC to determine internal and external perceptions regarding the overall school operations. Utilizing this information, a plan for improvement is established and published each year. As a result of this improvement plan, Crestview students continue making steady gains on the state-wide Palmetto Assessment of State Standards (PASS) given annually to students in grades 3-8. With these steady gains, Crestview has once again been awarded the coveted Palmetto Gold Award for academic achievement. These awards are given annually by the South Carolina State Department of Education. We contribute much of our success to several long term initiatives which include a focus on student data, teacher collaboration, a student mentoring program and professional development that fosters academic improvement for all students. It also can be attributed to the outstanding faculty and staff that work tirelessly to ensure that all of our students increase their academic ability in all subjects. Crestview continues to maintain a highly qualified and skilled staff whose main objective is the academic success of our students. Crestview's SIC continues supporting the school in many ways outside of just academics. This year we continued our Back Pack Buddies program to assist families with meals on weekends. We have been given several special donations as well as held our first annual Pack The Pantry Fun Run which provided non-perishable items and financial assistance to this program. We once again partnered with the United Way's Hands on Greenville project for a school beautification project. As we move into the 2012-2013 school year we will look for more ways to improve the overall climate of the school. In closing, we would like to say thank you to parents, teachers, community members, business partners and volunteers who work each and everyday to ensure the success of our number one priority; our children. Crestview will continue to be a place where... "In our school, all children succeed".

David Langston, Principal
Joy Harvell, SIC Chair

Comprehensive detail, including definitions of ratings, performance criteria, and explanations of status, is available on www.ed.sc.gov and www.eoc.sc.gov as well as school and school district websites.

Printed versions are available from school districts upon request.

Abbreviations Key

N/A Not Applicable N/AV Not Available N/C Not Collected N/R Not Reported I/S Insufficient Sample TBD To be determined
NI Newly Identified CSI Continuing School Improvement CA Corrective Action RP Plan to Restructure R Restructure DELAY School Improvement Status HOLD School Improvement Status