

SC Annual School Report Card Summary

Plain Elementary School
 Greenville County School District
 Grades: K-5 Enrollment: 898
 Principal: Debbie Mihalic
 Superintendent: Mr. Burke Royster
 Board Chair: Mr. Roger Meek

PERFORMANCE

Comprehensive detail, including definitions of ratings, performance criteria, and explanations of status, is available on www.ed.sc.gov and www.eoc.sc.gov as well as school and school district websites. Printed versions are available from school districts upon request.

YEAR	ABSOLUTE RATING	GROWTH RATING	PALMETTO GOLD AND SILVER AWARD		ESEA/FEDERAL ACCOUNTABILITY RATING SYSTEM	
			General Performance	Closing the Gap	ESEA Grade	Accountability Indicator
2012	Excellent	Excellent	TBD	TBD	B	N/A
2011	Excellent	Excellent	Gold	Silver	Not Met	N/A
2010	Good	Good	Silver	Silver	Met	N/A

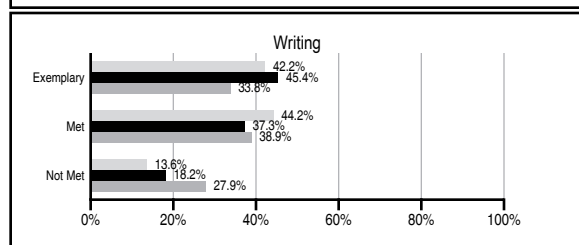
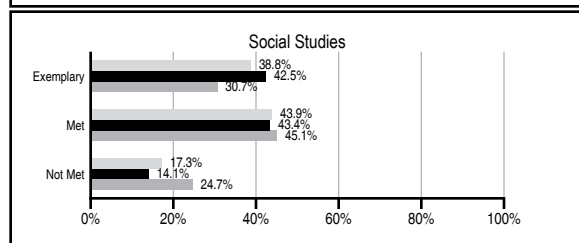
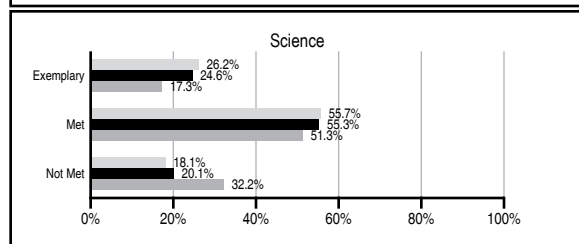
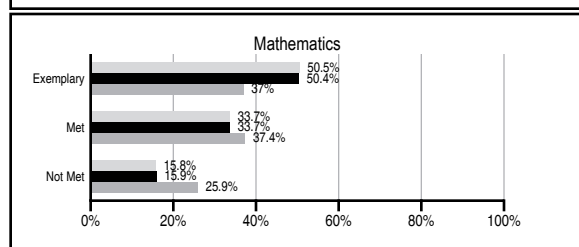
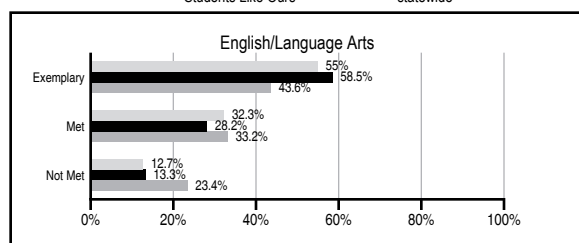
ABSOLUTE RATINGS OF ELEMENTARY SCHOOLS WITH STUDENTS LIKE OURS*

EXCELLENT	GOOD	AVERAGE	BELOW AVERAGE	AT-RISK
39	12	0	1	0

* Ratings are calculated with data available by 11/07/2012. Schools with Students Like Ours are Elementary Schools with Poverty Indices of no more than 5% above or below the index for this school.



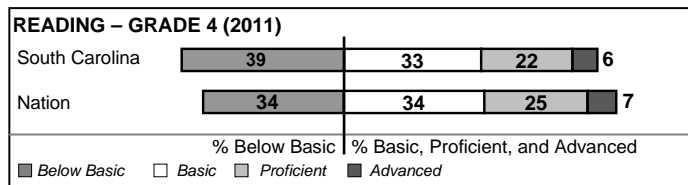
PASS PERFORMANCE

Our School Elementary Schools with Students Like Ours Elementary schools statewide



NAEP PERFORMANCE*

* Performance reported for SC and nation, data not available at school level. Percentages at NAEP Achievement Levels.



SC PERFORMANCE VISION

By 2020 all students will graduate with the knowledge and skills necessary to compete successfully in the global economy, participate in a democratic society and contribute positively as members of families and communities.

Abbreviations Key

N/A Not Applicable N/AV Not Available N/C Not Collected N/R Not Reported I/S Insufficient Sample TBD To be determined

Plain Elementary School [Greenville County School District]

SCHOOL PROFILE

	Our School	Change from Last Year	Elementary Schools with Students Like Ours	Median Elementary School
Students (n=898)				
Retention rate	3.1%	Up from 1.6%	0.9%	1.0%
Attendance rate	97.1%	Up from 96.4%	97.0%	96.6%
Served by gifted and talented program	N/AV	N/AV	N/AV	N/AV
With disabilities other than speech	N/AV	N/AV	N/AV	N/AV
Older than usual for grade	N/AV	N/AV	N/AV	N/AV
Out-of-school suspensions or expulsions for violent and/or criminal offenses	0.0%	No Change	0.0%	0.0%
Teachers (n=51)				
Teachers with advanced degrees	45.1%	Down from 56.3%	68.2%	63.0%
Continuing contract teachers	N/AV	N/AV	N/AV	N/AV
Teachers returning from previous year	89.0%	Up from 87.9%	90.1%	88.7%
Teacher attendance rate	96.0%	Up from 95.4%	95.2%	95.1%
Average teacher salary*	\$48,368	Down 3.2%	\$48,820	\$47,210
Classes not taught by highly qualified teachers	0.0%	No Change	0.0%	0.0%
Professional development days/teacher	8.8 days	Up from 8.2 days	9.9 days	10.5 days
School				
Principal's years at school	4.0	Up from 3.0	4.0	4.0
Student-teacher ratio in core subjects	21.7 to 1	Down from 23.1 to 1	20.8 to 1	20.0 to 1
Prime instructional time	92.6%	Up from 91.9%	91.5%	90.5%
Opportunities in the arts	Good	No Change	Good	Good
SACS accreditation	Yes	No Change	Yes	Yes
Parents attending conferences	98.8%	Down from 100.0%	100.0%	100.0%
Character development program	Excellent	No Change	Excellent	Excellent
Dollars spent per pupil**	\$5,305	Down 5.5%	\$6,823	\$7,247
Percent of expenditures for instruction**	70.8%	Down from 71.7%	68.8%	68.2%
Percent of expenditures for teacher salaries**	70.5%	Down from 70.9%	67.5%	65.7%
ESEA composite index score	88.8	N/A	97.2	91.9

* Length of contract = 185+ days.

** Prior year audited financial data available.

EVALUATION RESULTS

	Teachers	Students*	Parents*
Number of surveys returned	51	142	96
Percent satisfied with learning environment	98.0%	88.0%	95.7%
Percent satisfied with social and physical environment	100.0%	89.3%	93.8%
Percent satisfied with school-home relations	96.1%	90.6%	95.8%

*Only students at the highest elementary school grade level at this school and their parents were included.

REPORT OF PRINCIPAL AND SCHOOL IMPROVEMENT COUNCIL

The mission of Plain Elementary is to prepare students to become lifelong learners and responsible, productive citizens. All children engage in a rigorous, standards based instructional program in a climate that fosters tolerance and diversity. The many accomplishments this year reflect our motivation to remain positively committed to excellence.

Our staff, School Improvement Council (SIC), PTA, community members, and students developed a vision to guide us toward our school goals. Students and teachers set individual performance goals in reading and mathematics as we continued implementation of the Baldrige model, a data driven process for growth and continuous improvement. School-wide data reflects solid growth in all academic areas. Grade level teachers continued to work collaboratively to create common assessments based on essential learning standards and analyzed the results for the purpose of increased student achievement. A morning enrichment program was available to provide support for struggling math and reading students. We also conducted a school-wide Lap-a-thon to continue raising funds for the purpose of resurfacing our track which will occur during the summer, 2012. We were recognized with a Safe Schools Award by Upstate Safe Kids. Home-school communication was enhanced through weekly phone messages from the principal or PTA members, updated teacher websites, weekly progress reports, and updates sent electronically to parents, articles in the local newspaper and publication of a monthly school newsletter. We continued to integrate technology by ensuring that all classrooms in grades 1 through 5 were equipped with Promethean boards to actively engage children in learning and all computers were replaced and include updated software.

Parental and community involvement is integral to our success. The PTA and School Improvement Council (SIC) are involved in decision making programs, initiatives, and expenditures. Over 60,000 volunteer hours were logged this year with parents and community members serving as mentors, tutors, guest speakers, and classroom support. Business partners and community members adopted classes to assist with classroom needs. TreesGreenville awarded us a grant that provided a variety of fruit and nut trees that were planted on our campus. We also received a \$3,000 grant for an organic garden which permitted students to plant, harvest and eat vegetables. We are proud of our accomplishments and will continue to make decisions that are in the best interests of all children. We are "Positively Committed to Excellence!"

Debbie Mihalic, Principal
Bill Miller, SIC Chairperson

Comprehensive detail, including definitions of ratings, performance criteria, and explanations of status, is available on www.ed.sc.gov and www.eoc.sc.gov as well as school and school district websites.

Printed versions are available from school districts upon request.

Abbreviations Key

N/A Not Applicable N/AV Not Available N/C Not Collected N/R Not Reported I/S Insufficient Sample TBD To be determined

NI Newly Identified CSI Continuing School Improvement CA Corrective Action RP Plan to Restructure R Restructure DELAY School Improvement Status HOLD School Improvement Status