



# SC Annual School Report Card Summary

**Bryson Elementary**  
**Greenville County School District**  
**Grades: K-5** **Enrollment: 856**  
**Principal: Thomas R. Chambers**  
**Superintendent: Mr. Burke Royster**  
**Board Chair: Mr. Roger Meek**

## PERFORMANCE

Comprehensive detail, including definitions of ratings, performance criteria, and explanations of status, is available on [www.ed.sc.gov](http://www.ed.sc.gov) and [www.eoc.sc.gov](http://www.eoc.sc.gov) as well as school and school district websites. Printed versions are available from school districts upon request.

YEAR	ABSOLUTE RATING	GROWTH RATING	PALMETTO GOLD AND SILVER AWARD		ESEA/FEDERAL ACCOUNTABILITY RATING SYSTEM	
			General Performance	Closing the Gap	ESEA Grade	Accountability Indicator
2012	Excellent	Good	TBD	TBD	B	N/A
2011	Good	Good	Silver	N/A	Not Met	N/A
2010	Good	Good	Silver	Silver	Not Met	N/A

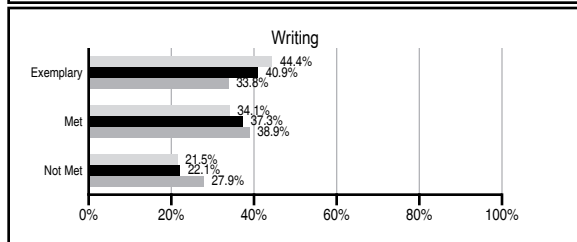
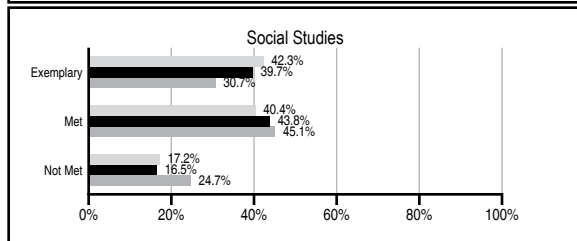
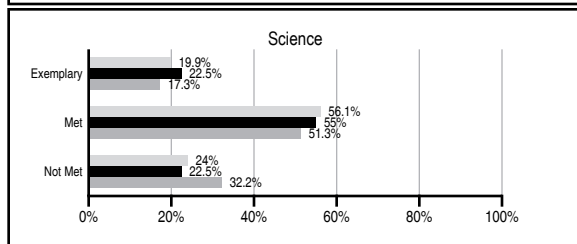
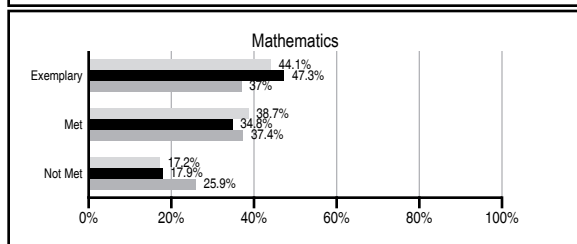
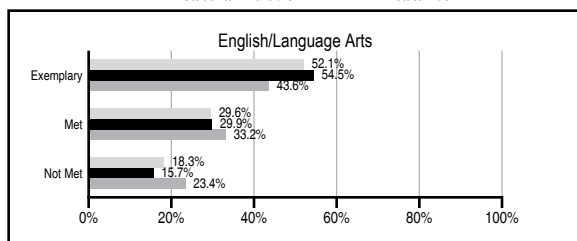
## ABSOLUTE RATINGS OF ELEMENTARY SCHOOLS WITH STUDENTS LIKE OURS\*

EXCELLENT	GOOD	AVERAGE	BELOW AVERAGE	AT-RISK
44	23	5	0	0

\* Ratings are calculated with data available by 11/07/2012. Schools with Students Like Ours are Elementary Schools with Poverty Indices of no more than 5% above or below the index for this school.

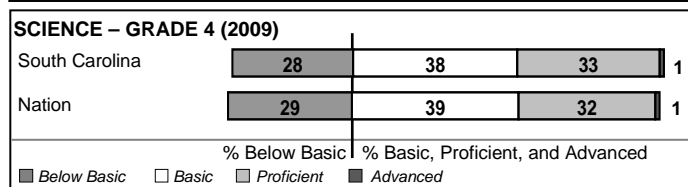
## PASS PERFORMANCE

Our School Elementary Schools with Students Like Ours Elementary schools statewide



## NAEP PERFORMANCE\*

\* Performance reported for SC and nation, data not available at school level. Percentages at NAEP Achievement Levels.



## SC PERFORMANCE VISION

*By 2020 all students will graduate with the knowledge and skills necessary to compete successfully in the global economy, participate in a democratic society and contribute positively as members of families and communities.*

### Abbreviations Key

N/A Not Applicable N/AV Not Available N/C Not Collected N/R Not Reported I/S Insufficient Sample TBD To be determined

# Bryson Elementary [Greenville County School District]

## SCHOOL PROFILE

	Our School	Change from Last Year	Elementary Schools with Students Like Ours	Median Elementary School
<b>Students (n=856)</b>				
Retention rate	1.7%	No Change	0.8%	1.0%
Attendance rate	97.0%	Up from 96.8%	96.9%	96.6%
Served by gifted and talented program	N/AV	N/AV	N/AV	N/AV
With disabilities other than speech	N/AV	N/AV	N/AV	N/AV
Older than usual for grade	N/AV	N/AV	N/AV	N/AV
Out-of-school suspensions or expulsions for violent and/or criminal offenses	1.3%	Up from 0.0%	0.0%	0.0%
<b>Teachers (n=49)</b>				
Teachers with advanced degrees	57.1%	Up from 56.9%	62.5%	63.0%
Continuing contract teachers	N/AV	N/AV	N/AV	N/AV
Teachers returning from previous year	94.4%	Up from 90.3%	90.4%	88.7%
Teacher attendance rate	95.6%	Up from 90.1%	95.0%	95.1%
Average teacher salary*	\$47,024	Down 1.8%	\$48,843	\$47,210
Classes not taught by highly qualified teachers	0.0%	Down from 0.6%	0.0%	0.0%
Professional development days/teacher	6.5 days	Down from 8.1 days	10.1 days	10.5 days
<b>School</b>				
Principal's years at school	16.0	Up from 15.0	4.0	4.0
Student-teacher ratio in core subjects	21.8 to 1	Down from 22.5 to 1	20.5 to 1	20.0 to 1
Prime instructional time	92.0%	Up from 90.0%	90.8%	90.5%
Opportunities in the arts	Good	Up from Fair	Good	Good
SACS accreditation	Yes	No Change	Yes	Yes
Parents attending conferences	100.0%	No Change	100.0%	100.0%
Character development program	Good	No Change	Excellent	Excellent
Dollars spent per pupil**	\$5,530	Down 1.5%	\$6,867	\$7,247
Percent of expenditures for instruction**	70.0%	Up from 69.5%	69.7%	68.2%
Percent of expenditures for teacher salaries**	69.6%	Up from 68.6%	67.9%	65.7%
ESEA composite index score	88.7	N/A	96.4	91.9

\* Length of contract = 185+ days.

\*\* Prior year audited financial data available.

## EVALUATION RESULTS

	Teachers	Students*	Parents*
Number of surveys returned	50	80	38
Percent satisfied with learning environment	94.0%	93.8%	89.2%
Percent satisfied with social and physical environment	96.0%	91.3%	94.7%
Percent satisfied with school-home relations	96.0%	87.5%	89.5%

\*Only students at the highest elementary school grade level at this school and their parents were included.

## REPORT OF PRINCIPAL AND SCHOOL IMPROVEMENT COUNCIL

The Bryson Elementary community enjoyed a very successful 2011-2012 school year. Our school received The Palmetto Silver Award for academic performance. We met 20 of our 21 performance objectives - narrowly missing the mark on one objective which would have qualified us for meeting AYP. Bryson Elementary has a warm, family-friendly school climate and places great emphasis on utilizing student performance data to guide instruction in our classrooms. Based on our data, 'algebraic expressions' in math and reading comprehension were given special emphasis this year. We also continued our focus on school-wide common assessments to determine needs for review, remediation, and pacing of instruction. We have continued many very successful programs such as the Children's Book Award Challenge, quarterly student achievement awards and the Accelerated Reader Challenge. This year saw the beginning of the "Popping Math Facts Challenge" to motivate students' math skills development. To continue our focus on character education, our students participated in the "Bucket Filling Challenge". This program focused on "catching students/staff" doing positive things throughout the school day. Students were awarded a cotton ball to help fill their classroom bucket for random acts of kindness, thoughtfulness, or courtesy. As buckets were filled, they were emptied into the 'school bucket'. Once the school bucket was filled a school-wide celebration was held. Our school continues to place a great emphasis on civic responsibility beyond the classroom. This year our students again collected food for the local food bank, raised funds for the March of Dimes, American Heart Association and the 'Dogs for Autism' program. We participated for the sixteenth consecutive year in Operation Christmas Child. Our PTA and SIC continue to provide tremendous support for our school financially and through a very strong volunteer program. Their dedication and commitment to our students, staff, and community make a tremendous contribution to the great success of our school. Bryson Elementary is a wonderful place for children and families to grow during the most critical years of their lives. We are privileged to serve a wonderful community and look forward to our continued partnership in shaping the next generation.

Thomas R. Chambers, Principal  
Tammie Trammell, SIC chair

Comprehensive detail, including definitions of ratings, performance criteria, and explanations of status, is available on [www.ed.sc.gov](http://www.ed.sc.gov) and [www.eoc.sc.gov](http://www.eoc.sc.gov) as well as school and school district websites.

Printed versions are available from school districts upon request.

### Abbreviations Key

N/A Not Applicable N/AV Not Available N/C Not Collected N/R Not Reported I/S Insufficient Sample TBD To be determined

NI Newly Identified CSI Continuing School Improvement CA Corrective Action RP Plan to Restructure R Restructure DELAY School Improvement Status HOLD School Improvement Status