



SC Annual School Report Card Summary

Blythe Academy of Languages
 Greenville County School District
 Grades: PK-5 Enrollment: 878
 Principal: Sandra E. Griffin, Ph.D.
 Superintendent: Mr. Burke Royster
 Board Chair: Mr. Roger Meek

PERFORMANCE

Comprehensive detail, including definitions of ratings, performance criteria, and explanations of status, is available on www.ed.sc.gov and www.eoc.sc.gov as well as school and school district websites. Printed versions are available from school districts upon request.

YEAR	ABSOLUTE RATING	GROWTH RATING	PALMETTO GOLD AND SILVER AWARD		ESEA/FEDERAL ACCOUNTABILITY RATING SYSTEM	
			General Performance	Closing the Gap	ESEA Grade	Accountability Indicator
2012	Excellent	Excellent	TBD	TBD	A	N/A
2011	Excellent	Good	Gold	N/A	Not Met	N/A
2010	Good	Good	Silver	N/A	Not Met	N/A

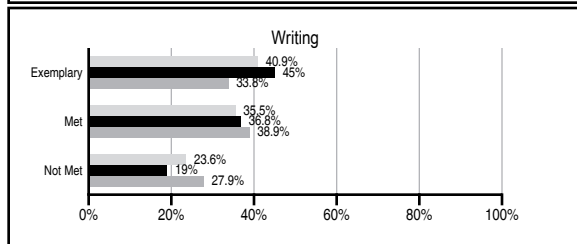
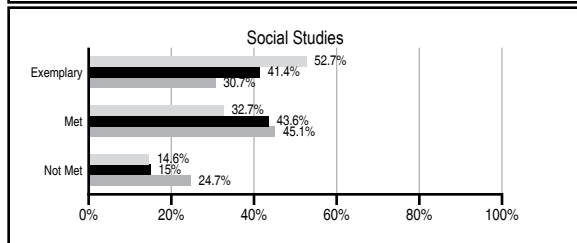
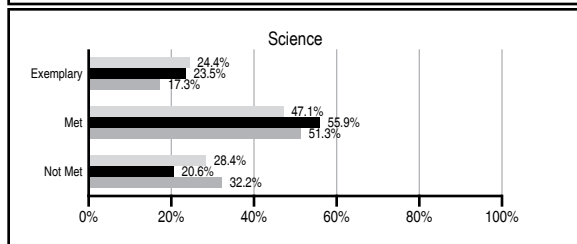
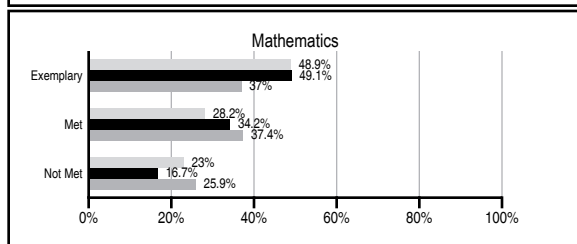
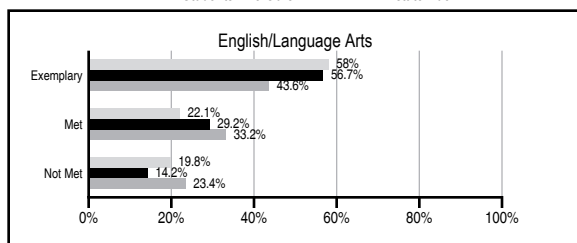
ABSOLUTE RATINGS OF ELEMENTARY SCHOOLS WITH STUDENTS LIKE OURS*

EXCELLENT	GOOD	AVERAGE	BELOW AVERAGE	AT-RISK
43	13	2	1	0

* Ratings are calculated with data available by 11/07/2012. Schools with Students Like Ours are Elementary Schools with Poverty Indices of no more than 5% above or below the index for this school.

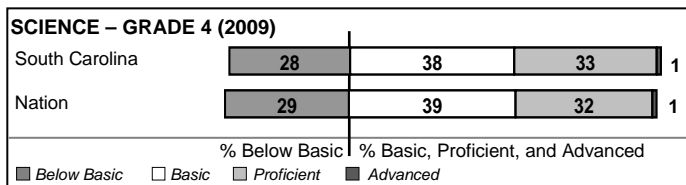
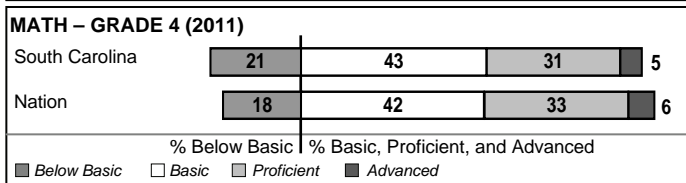
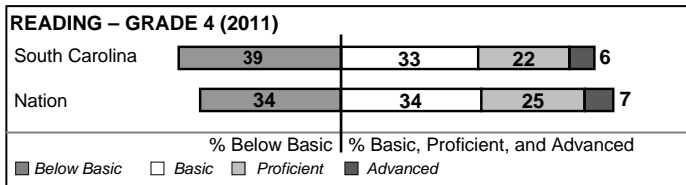
PASS PERFORMANCE

Our School Elementary Schools with Students Like Ours Elementary schools statewide



NAEP PERFORMANCE*

* Performance reported for SC and nation, data not available at school level. Percentages at NAEP Achievement Levels.



SC PERFORMANCE VISION

By 2020 all students will graduate with the knowledge and skills necessary to compete successfully in the global economy, participate in a democratic society and contribute positively as members of families and communities.

Abbreviations Key

N/A Not Applicable N/AV Not Available N/C Not Collected N/R Not Reported I/S Insufficient Sample TBD To be determined

Blythe Academy of Languages [Greenville County School District]

SCHOOL PROFILE

	Our School	Change from Last Year	Elementary Schools with Students Like Ours	Median Elementary School
Students (n=878)				
Retention rate	0.5%	Down from 0.8%	0.9%	1.0%
Attendance rate	97.0%	Up from 96.7%	97.0%	96.6%
Served by gifted and talented program	N/AV	N/AV	N/AV	N/AV
With disabilities other than speech	N/AV	N/AV	N/AV	N/AV
Older than usual for grade	N/AV	N/AV	N/AV	N/AV
Out-of-school suspensions or expulsions for violent and/or criminal offenses	0.0%	Down from 0.2%	0.0%	0.0%
Teachers (n=55)				
Teachers with advanced degrees	54.5%	Down from 55.6%	63.6%	63.0%
Continuing contract teachers	N/AV	N/AV	N/AV	N/AV
Teachers returning from previous year	87.8%	Up from 87.1%	90.1%	88.7%
Teacher attendance rate	94.0%	Down from 95.5%	95.2%	95.1%
Average teacher salary*	\$45,271	Up 1.6%	\$48,820	\$47,210
Classes not taught by highly qualified teachers	2.6%	Up from 2.5%	0.0%	0.0%
Professional development days/teacher	7.4 days	Up from 5.9 days	9.8 days	10.5 days
School				
Principal's years at school	5.0	Up from 4.0	4.5	4.0
Student-teacher ratio in core subjects	21.7 to 1	Up from 21.0 to 1	20.7 to 1	20.0 to 1
Prime instructional time	90.5%	Down from 92.8%	91.6%	90.5%
Opportunities in the arts	Good	No Change	Good	Good
SACS accreditation	Yes	No Change	Yes	Yes
Parents attending conferences	100.0%	No Change	100.0%	100.0%
Character development program	Excellent	Up from Good	Excellent	Excellent
Dollars spent per pupil**	\$5,895	Down 1.7%	\$6,821	\$7,247
Percent of expenditures for instruction**	68.7%	Down from 70.3%	69.5%	68.2%
Percent of expenditures for teacher salaries**	68.2%	Down from 68.9%	67.7%	65.7%
ESEA composite index score	96.4	N/A	97.2	91.9

* Length of contract = 185+ days.

** Prior year audited financial data available.

EVALUATION RESULTS

	Teachers	Students*	Parents*
Number of surveys returned	45	97	48
Percent satisfied with learning environment	86.7%	81.4%	78.7%
Percent satisfied with social and physical environment	91.1%	74.5%	75.0%
Percent satisfied with school-home relations	95.6%	94.8%	76.6%

*Only students at the highest elementary school grade level at this school and their parents were included.

REPORT OF PRINCIPAL AND SCHOOL IMPROVEMENT COUNCIL

Goals and Objectives: Blythe Academy of Languages is a foreign language magnet school offering partial immersion programs in French and Spanish. Immersion students are taught math, science, and health in the target languages. English/language arts and social studies are taught in English. FLES (Foreign Language in the Elementary School) provides 30 minutes of Spanish instruction daily for students not in immersion. The Kite-II curriculum is used for FLES students in grades 3-5. Blythe staff worked with parents and community representatives to develop a shared vision and school goals for the 2011-12 school year. They reviewed the latest test data, SC state standards for learning, and the Education Plan of Greenville County Schools. Priority goals for Blythe were to improve student performance in Mathematics, English/Language Arts, Science, and Social Studies as measured by PASS. Strategies to support these goals included implementation of Quality Tools; Four Block Reading; Everyday Counts Math; use of math manipulatives; improved alignment of curriculum with state testing; school-wide writing and editing rules; technology integration; and thinking and reasoning activities. Compass Learning software for all students, Response to Intervention and Early Response to Intervention in Reading and Math for students in 5K – grade 2 continue to be used. Classroom teachers worked with the lab manager to integrate technology into the academic curriculum. A PTA sponsored tutorial program provided assistance to struggling readers. MAP data were used to more effectively guide instruction and monitor student progress. Our SIC (School Improvement Council) worked with PTA on our goal of updating and improving technology use and integration, and encouraging community and parent involvement in school activities. All school strategies were aligned with and supported the five goals of the District Education Plan. Success will be measured by student performance on standardized tests, and parent and student surveys. Accomplishments: Blythe 5K and first grade students were assessed using the SC Readiness Assessment Test. PASS and ITBS scores are in line with district and state scores. Blythe met 18 of 21 Adequate Yearly Progress objectives based upon spring 2011 PASS, and received a Palmetto Gold Award for PASS performance. Blythe is the only International Spanish Academy School in SC and has twice been a finalist for the International Spanish Academy School of the Year Award. The Blythe SIC was a finalist for the Dick & Tunky Riley SIC Award of Excellence in 2012. Plans for the future: Study of the most recent test data will be critical in planning for the 2012-13 school year. MAP (Measure of Academic Progress) testing, continues to provide detailed information regarding student performance and instructional needs of our students. Results from various surveys administered to students, parents and staff will be reviewed. Faculty, staff, SIC, and PTA will all be involved in establishing specific goals and strategies to improve student academic performance.

Principal: Sandra E. Griffin

SIC Chairs: Rachel Balck & Lee Yarbrough

Comprehensive detail, including definitions of ratings, performance criteria, and explanations of status, is available on www.ed.sc.gov and www.eoc.sc.gov as well as school and school district websites.

Printed versions are available from school districts upon request.

Abbreviations Key

N/A Not Applicable N/AV Not Available N/C Not Collected N/R Not Reported I/S Insufficient Sample TBD To be determined

NI Newly Identified CSI Continuing School Improvement CA Corrective Action RP Plan to Restructure R Restructure DELAY School Improvement Status HOLD School Improvement Status