

SC Annual School Report Card Summary

Augusta Circle Elementary
 Greenville County School District
 Grades: K-5 Enrollment: 509
 Principal: Kerry Bannister
 Superintendent: Mr. Burke Royster
 Board Chair: Mr. Roger Meek

PERFORMANCE

Comprehensive detail, including definitions of ratings, performance criteria, and explanations of status, is available on www.ed.sc.gov and www.eoc.sc.gov as well as school and school district websites. Printed versions are available from school districts upon request.

YEAR	ABSOLUTE RATING	GROWTH RATING	PALMETTO GOLD AND SILVER AWARD		ESEA/FEDERAL ACCOUNTABILITY RATING SYSTEM	
			General Performance	Closing the Gap	ESEA Grade	Accountability Indicator
2012	Excellent	Excellent	TBD	TBD	A	N/A
2011	Excellent	Excellent	Gold	N/A	Met	N/A
2010	Excellent	Excellent	Gold	N/A	Met	N/A

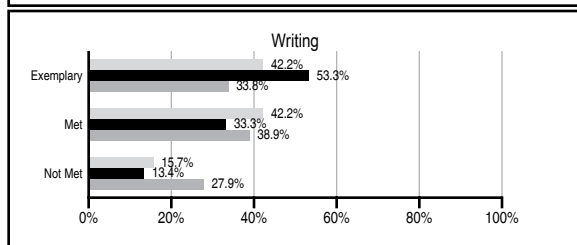
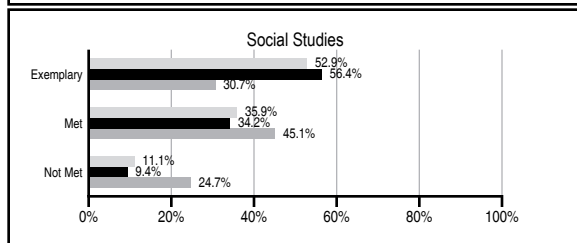
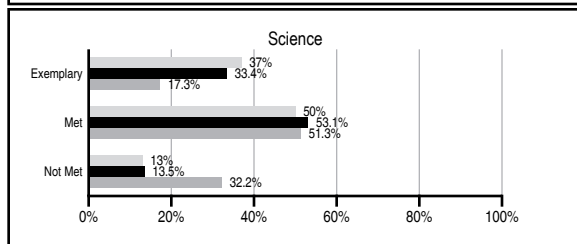
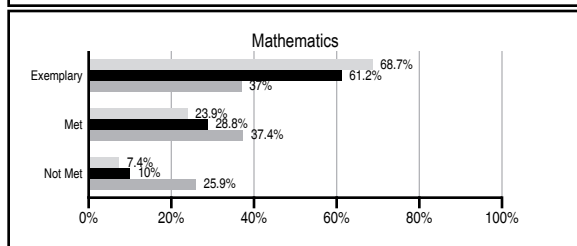
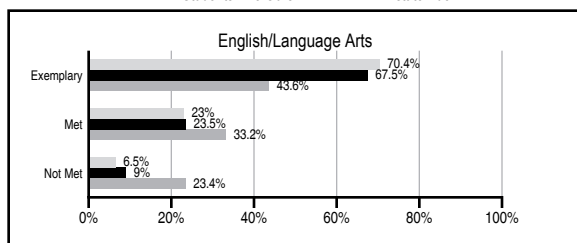
ABSOLUTE RATINGS OF ELEMENTARY SCHOOLS WITH STUDENTS LIKE OURS*

EXCELLENT	GOOD	AVERAGE	BELOW AVERAGE	AT-RISK
17	0	0	0	0

* Ratings are calculated with data available by 11/07/2012. Schools with Students Like Ours are Elementary Schools with Poverty Indices of no more than 5% above or below the index for this school.




PASS PERFORMANCE

Our School Elementary Schools with Students Like Ours Elementary schools statewide



NAEP PERFORMANCE*

* Performance reported for SC and nation, data not available at school level. Percentages at NAEP Achievement Levels.



SC PERFORMANCE VISION

By 2020 all students will graduate with the knowledge and skills necessary to compete successfully in the global economy, participate in a democratic society and contribute positively as members of families and communities.

Abbreviations Key

N/A Not Applicable N/AV Not Available N/C Not Collected N/R Not Reported I/S Insufficient Sample TBD To be determined

Augusta Circle Elementary [Greenville County School District]

SCHOOL PROFILE

	Our School	Change from Last Year	Elementary Schools with Students Like Ours	Median Elementary School
Students (n=509)				
Retention rate	0.2%	Down from 0.4%	0.7%	1.0%
Attendance rate	98.0%	Up from 97.6%	97.3%	96.6%
Served by gifted and talented program	N/AV	N/AV	N/AV	N/AV
With disabilities other than speech	N/AV	N/AV	N/AV	N/AV
Older than usual for grade	N/AV	N/AV	N/AV	N/AV
Out-of-school suspensions or expulsions for violent and/or criminal offenses	0.0%	No Change	0.0%	0.0%
Teachers (n=27)				
Teachers with advanced degrees	63.0%	Down from 65.4%	67.9%	63.0%
Continuing contract teachers	N/AV	N/AV	N/AV	N/AV
Teachers returning from previous year	90.3%	Up from 89.5%	91.5%	88.7%
Teacher attendance rate	95.4%	Down from 95.8%	95.4%	95.1%
Average teacher salary*	\$45,553	Up 1.1%	\$49,392	\$47,210
Classes not taught by highly qualified teachers	0.6%	Down from 6.7%	0.0%	0.0%
Professional development days/teacher	12.2 days	Down from 13.3 days	10.0 days	10.5 days
School				
Principal's years at school	12.0	Up from 11.0	6.0	4.0
Student-teacher ratio in core subjects	23.2 to 1	Up from 22.7 to 1	21.4 to 1	20.0 to 1
Prime instructional time	93.1%	Up from 92.9%	92.4%	90.5%
Opportunities in the arts	Good	No Change	Good	Good
SACS accreditation	Yes	No Change	Yes	Yes
Parents attending conferences	99.2%	Up from 98.6%	100.0%	100.0%
Character development program	Excellent	Up from Average	Excellent	Excellent
Dollars spent per pupil**	\$5,622	Down 8.7%	\$6,428	\$7,247
Percent of expenditures for instruction**	62.1%	Down from 64.0%	68.7%	68.2%
Percent of expenditures for teacher salaries**	61.8%	Down from 62.9%	67.6%	65.7%
ESEA composite index score	91.3	N/A	97.9	91.9

* Length of contract = 185+ days.

** Prior year audited financial data available.

REPORT OF PRINCIPAL AND SCHOOL IMPROVEMENT COUNCIL

Augusta Circle Elementary School (ACE), a National Blue Ribbon School of Excellence, Palmetto's Finest School, and Red Carpet school is a traditional elementary school serving a student population of 503 students. Nestled in an urban neighborhood in Greenville, S.C., ACE is the focal point of the community and is rich in the tradition and the history of the city. The school offers a rigorous academic program and continues to maintain high expectations for all its students. The 2011-2012 school year was another exciting and successful school year. We won our ninth state Palmetto Gold award because our PASS achievement score was Excellent and our improvement score was Excellent. We won our ninth Attendance Blitz Award for having the Overall Highest Daily Attendance of any school in the district. We also won our second Safe Kids School award. Our music teacher received an Artist-in-Residence Grant for Dean Eades, dulcimer expert. For one week, fourth graders studied and played dulcimers. Our PTA won a \$1200 grant from the Metropolitan Arts Council for our Cultural Arts Week. The PTA and School Improvement Council (SIC) had another productive year under the leadership of Amanda Sanders and Catherine Puckett (PTA Co-Presidents) and Lindsey Leonard (SIC Chairman). Special events included four service projects with United Ministries, a family outreach program for ACE at-risk students, a German Cultural Arts Week and Grandparents and Special Friends' Week. Over 263 volunteers contributed 12,490.63 hours of work to the school. As a learning community, teachers implemented Continuous Improvement Quality Tools, Compass Learning technology, and Focused Learning strategies to meet our goals of (1) improving student achievement in reading and math and (2) closing the gap between FARM and non-FARM students. We continue to be the school where "Children are the Heart."

Kerry Bannister, Principal
Lindsey Leonard, SIC Chairman

EVALUATION RESULTS

	Teachers	Students*	Parents*
Number of surveys returned	28	80	57
Percent satisfied with learning environment	100.0%	100.0%	96.5%
Percent satisfied with social and physical environment	100.0%	95.0%	98.2%
Percent satisfied with school-home relations	100.0%	98.8%	94.6%

*Only students at the highest elementary school grade level at this school and their parents were included.

Comprehensive detail, including definitions of ratings, performance criteria, and explanations of status, is available on www.ed.sc.gov and www.eoc.sc.gov as well as school and school district websites.

Printed versions are available from school districts upon request.

Abbreviations Key

N/A Not Applicable N/AV Not Available N/C Not Collected N/R Not Reported I/S Insufficient Sample TBD To be determined
NI Newly Identified CSI Continuing School Improvement CA Corrective Action RP Plan to Restructure R Restructure DELAY School Improvement Status HOLD School Improvement Status